




Australian Government  
Department of Immigration  
and Citizenship

# Working Holiday Maker visa program report

30 June 2012





# Contents

	Page
<b>About this report</b>	<b>1</b>
<b>Enquiries</b>	<b>1</b>
<b>Definition of terms</b>	<b>2</b>
<b>Background to the Working Holiday Maker program</b>	<b>3</b>
<b>Recent developments in the Working Holiday Maker program</b>	<b>5</b>
<b>Executive summary</b>	<b>7</b>
<b>Section 1 Granted</b>	<b>9</b>
<b>Section 2 Visa holders in Australia</b>	<b>19</b>
<b>Section 3 Second Working Holiday (subclass 417) visa program</b>	<b>23</b>



## About this report

This report provides six monthly data on the Working Holiday Maker program administered by the Department of Immigration and Citizenship (the department). The report has been provided to assist policymakers and stakeholder organisations.

This report is published every six months, and further developments will occur over time to increase and improve information sharing about the Working Holiday Maker visa program.

It is important to note that the information used in this report comes from a new data source. Consequently, figures for previous financial years have been revised and may differ slightly from those previously published by the department.

Data is sourced from several departmental visa processing and recording systems. Data can be dynamic and there can be delays in transmission of information from the department's global operations. Variations in figures between this report and previous issues can occur. Due to these issues, data from the current financial year should always be considered provisional.

Further information about the Working Holiday Maker program is available on the department's website at: [www.immi.gov.au/visitors/working-holiday/](http://www.immi.gov.au/visitors/working-holiday/)

## Enquiries

Any comment or enquiries concerning this report should be sent to [visa.reporting@immi.gov.au](mailto:visa.reporting@immi.gov.au) quoting report id BR0110.

## Definition of terms

<b>Citizenship country:</b>	The country of citizenship of the visa applicant or visa holder. Where a visa applicant or visa holder has more than one citizenship country, either the citizenship of the travel document used for the visa label or the citizenship nominated by the visa applicant is used.
<b>Granted:</b>	Unless otherwise specified, the number of visas granted includes all visa grants.
<b>Snapshot date:</b>	The snapshot date is a point in time at which a count is undertaken. In this report, the number of visa holders in Australia at a point in time is used.
<b>Visa applicant:</b>	Used to refer to clients applying for a visa.
<b>Working Holiday Maker:</b>	Refers collectively to both the Working Holiday (Subclass 417) visa and the Work and Holiday (Subclass 462) visa.

# Background to the Working Holiday Maker visa program

The Working Holiday Maker (WHM) program's purpose is to foster closer ties and cultural exchange between Australia and partner countries, with particular emphasis on young adults. It has been in existence since 1975. Partner countries initially comprised a relatively small number of Commonwealth countries, but have since grown to encompass 28 partner nations and regions (Hong Kong Special Administrative Region of the People's Republic of China) from across the globe. Papua New Guinea (PNG) signed a WHM agreement with Australia on 12 October 2011. Arrangements with PNG will be implemented once both Australia and PNG have the necessary legislative and administrative systems in place.

Australia has an overarching bilateral agreement, usually in the form of a Memorandum of Understanding, with each partner country. Of the 28 partner countries, 19 are Working Holiday (Subclass 417) visa agreements, and nine are Work and Holiday (Subclass 462) visa agreements. The key differences between the two visas are that Work and Holiday visa agreements generally have caps on the number of visas granted annually and additional eligibility requirements.

WHM agreements are reciprocal in nature, providing Australians with similar opportunities overseas. In considering whether to add new WHM partner countries, the Australian Government weighs a range of factors, including the ability of the prospective partner to offer reciprocity to Australians, and the strength of any cultural or people to people links.

## Eligibility Requirements

All Working Holiday Maker (subclass 417 and 462) visa applicants must:

- be aged 18-30 at time of application;
- hold a passport from an eligible partner country;
- not be accompanied by dependent children during the stay in Australia;
- meet health and character requirements; and
- meet financial requirements.

Additional requirements for Work and Holiday (subclass 462) visa applicants include:

- must have functional English;
- must have completed or be studying towards a tertiary qualification; and
- must provide a letter of home government support in association with their visa application.

## Partner Countries

Working Holiday (Subclass 417):	1	Belgium
	2	Canada
	3	Cyprus
	4	Denmark
	5	Estonia
	6	Finland
	7	France
	8	Germany
	9	Hong Kong (HKSAR)
	10	Ireland
	11	Italy
	12	Japan
	13	Korea, Republic of
	14	Malta
	15	Netherlands
	16	Norway
	17	Sweden
	18	Taiwan
	19	United Kingdom

Work and Holiday (Subclass 462):	1	Argentina
	2	Bangladesh
	3	Chile
	4	Indonesia
	5	Malaysia
	6	Papua New Guinea
	7	Thailand
	8	Turkey
	9	United States of America

# Background to the Working Holiday Maker visa program - continued

## Working while in Australia

All Working Holiday Makers (both Working Holiday (subclass 417) and Work and Holiday (subclass 462) visa holders) may work for the full duration of their 12 month stay in Australia, but may not remain with any one employer for longer than six months (by operation of mandatory visa condition 8547).

## Studying while in Australia

All Working Holiday Makers (both Working Holiday (subclass 417) and Work and Holiday (subclass 462) visa holders) are entitled to study for a period of up to four months during their 12 month stay in Australia.

## Second Working Holiday

Clients are generally limited to holding only one Working Holiday visa or Work and Holiday visa in their lifetime. However, on 1 November 2005, the second Working Holiday visa initiative was introduced. This initiative allows first time Working Holiday (subclass 417) visa holders who undertake 88 days 'specified work' in regional Australia during their stay to acquire eligibility to apply for a second such visa. 'Specified work' includes work in the agriculture, mining and construction industries. For the purposes of the second Working Holiday visa initiative, regional Australia includes large parts of rural and regional Australia, which are identified in a list of postcodes available on the department's website at: [www.immi.gov.au/visitors/working-holiday/417/postcodes.htm](http://www.immi.gov.au/visitors/working-holiday/417/postcodes.htm)

The initiative is not available to Work and Holiday (subclass 462) holders.

## Processing Times

The visa processing service standard for first Working Holiday (Subclass 417) visa applications is that 75 per cent are finalised within six calendar days of lodgement. In 2011-12, 78.0 per cent of first Working Holiday visas were finalised within service standards. The service standard for second Working Holiday (Subclass 417) visa applications is that 75 per cent are finalised within 21 calendar days of lodgement. In 2011-12, 79.3 per cent of second Working Holiday visas were finalised within service standards.

Processing times may be affected by factors such as the completeness of applications lodged and by additional integrity checks performed by visa processing officers when concerns are held relating to an applicant's claim, particularly regarding the claimed completion of 'specified work' in regional areas.



## Recent developments in the Working Holiday Maker program

12 October 2011 Arrangement with Papua New Guinea (PNG)  
Australia signed a Work and Holiday (Subclass 462) visa arrangement with PNG on 12 October 2011. Arrangements with PNG will be implemented once both Australia and PNG have the necessary legislative and administrative systems in place.

2 November 2011 Arrangement with Argentina  
Australia signed a Work and Holiday (Subclass 462) visa arrangement with Argentina on 2 November 2011. It came into effect on 29 February 2012.

In the first four months of operation of this arrangement (to 30 June 2012), 261 visas were granted to Argentine nationals.

## Australia's Working Holiday Maker visa agreements

Commencement Date	Country / Region	Type of Agreement	Cap
1975	United Kingdom	Working Holiday (SC 417)	N/A
1975	Ireland	Working Holiday (SC 417)	N/A
1975	Canada	Working Holiday (SC 417)	N/A
1 December 1980	Japan	Working Holiday (SC 417)	N/A
1 July 1995	Korea, Republic of	Working Holiday (SC 417)	N/A
1 July 1996	Malta	Working Holiday (SC 417)	N/A
1 July 2000	Germany	Working Holiday (SC 417)	N/A
1 July 2001	Sweden	Working Holiday (SC 417)	N/A
1 July 2001	Norway	Working Holiday (SC 417)	N/A
1 July 2001	Denmark	Working Holiday (SC 417)	N/A
15 September 2001	Hong Kong Special Administrative Region	Working Holiday (SC 417)	N/A
1 May 2002	Finland	Working Holiday (SC 417)	N/A
1 July 2002	Cyprus	Working Holiday (SC 417)	N/A
2 January 2004	Italy	Working Holiday (SC 417)	N/A
20 February 2004	France	Working Holiday (SC 417)	N/A
1 November 2004	Taiwan	Working Holiday (SC 417)	N/A
1 November 2004	Belgium	Working Holiday (SC 417)	N/A
20 May 2005	Estonia	Working Holiday (SC 417)	N/A
1 August 2005	Thailand	Work and Holiday (SC 462)	500
1 March 2006	Chile	Work and Holiday (SC 462)	1500
1 July 2006	Netherlands	Working Holiday (SC 417)	N/A
31 March 2007	Turkey	Work and Holiday (SC 462)	100
31 October 2007	United States of America	Work and Holiday (SC 462)	N/A
1 February 2009	Malaysia	Work and Holiday (SC 462)	100
1 July 2009	Indonesia	Work and Holiday (SC 462)	100
31 December 2010	Bangladesh	Work and Holiday (SC 462)	100
29 February 2012	Argentina	Work and Holiday (SC 462)	500
Signed 12 October 2011 - not yet in effect	Papua New Guinea	Work and Holiday (SC 462)	100



# Executive summary

## Working Holiday Maker visa grants in 2011-12

### First Working Holiday (Subclass 417) visa program

In 2011-12, the first Working Holiday visa program grew by 13.0 per cent. This marks a continued return to positive growth from the decline experienced in 2009-10, and largely appears to be associated with the wider global economic situation in 2011-12 as labour market opportunities in some partner countries remain uncertain. The top five countries for first Working Holiday visa grants in 2011-12 were: United Kingdom 35 700 (+4.1 per cent growth compared to the same period in 2010-11); South Korea 27 397 (+7.7 per cent); Germany 21 091 (+5.4 per cent); Ireland 19 492 (+6.7 per cent); France 18 388 (+7.3 per cent). The most notable visa grant growth has been seen within the country caseloads of the Hong Kong Special Administrative Region of the PRC (HKSAR) (+64.2 per cent), Taiwan (+58.8 per cent), Italy (+49.1 per cent), and Japan (19.5 per cent).

### Second Working Holiday (Subclass 417) visa program

In 2011-12, the second Working Holiday visa program grew by 35.6 per cent. This is largely the result of a flow-on effect from the positive growth experienced by the first Working Holiday visa program in 2010-11, which experienced 8.3 per cent growth compared to the previous year. There is a direct but delayed flow-on relationship between the rate of first Working Holiday visa grants and the rate of second Working Holiday visa grants, but it usually takes 12-18 months to be reflected in the data. Thus, where there has been an increase or decrease in first Working Holiday visa grants, a similar but delayed trend will follow in second Working Holiday visa grants. The top five countries for second Working Holiday visa grants in 2011-12 were: Ireland 6 335 (+82.1 per cent growth compared to the same period in 2010-11); United Kingdom 6 012 (+28.5 per cent); South Korea 5 194 (+2.0 per cent); Taiwan 4 245 (+78.4 per cent); and France 1 698 (+22.2 per cent). There were also notable increases in visa grant growth rates for HKSAR (+71.6 per cent) and Italy (51.0 per cent).

### Combined Working Holiday (Subclass 417) visa program

The combined Working Holiday visa program (first and second) grew by 15.7 per cent overall in 2011-12. This figure marks a continued healthy growth of the program following the uncharacteristic decline in visa grants experienced in 2009-10, noting that with the exception of 2009-10, the program has steadily grown each year for the last decade. Program growth is expected to continue for the foreseeable future, but to an extent this will be partly contingent upon the wider global economic situation. The top five countries for combined first and second Working Holiday visa grants in 2011-12 were: United Kingdom 41 712 (+7.0 per cent growth compared to the same period in 2010-11); South Korea 32 591 (+6.8 per cent); Ireland 25 827 (+18.7 per cent); Germany 22 499 (+6.4 per cent); and Taiwan 22 393 (+62.2 per cent).

### Work and Holiday (Subclass 462) visa program

In 2011-12, the Work and Holiday visa program grew by 12.2 per cent. The top five countries for Work and Holiday visa grants in 2011-12 were: United States of America 6 831 (+9.8 per cent growth compared to the same period in 2010-11); Chile 639 (+24.6 per cent); Thailand 346 (-30.7 per cent); Argentina 261 (implemented 29 February 2012); and Malaysia 100 (cap fully subscribed). The growth of the Work and Holiday visa program can mainly be attributed to growth in the United States caseload. The addition of Argentina as a new partner country and the initial visa grants in the Bangladeshi caseload accounted for 4.1 per cent of the total Work and Holiday program growth in 2011-12. Of all Work and Holiday partner countries, only Malaysia fully subscribed their cap in the 2011-12 program year.

## Working Holiday Makers in Australia at 30 June 2012

### Working Holiday (Subclass 417) visa holders

As at 30 June 2012, there were 132 107 Working Holiday visa holders in Australia (combined first and second visas). This is a 22.3 per cent increase over the number of Working Holiday visa holders in Australia at 30 June 2011, and reflects the larger number of visas granted in the period to 30 June 2012 compared to the same period in 2011.

### Work and Holiday (Subclass 462) visa program

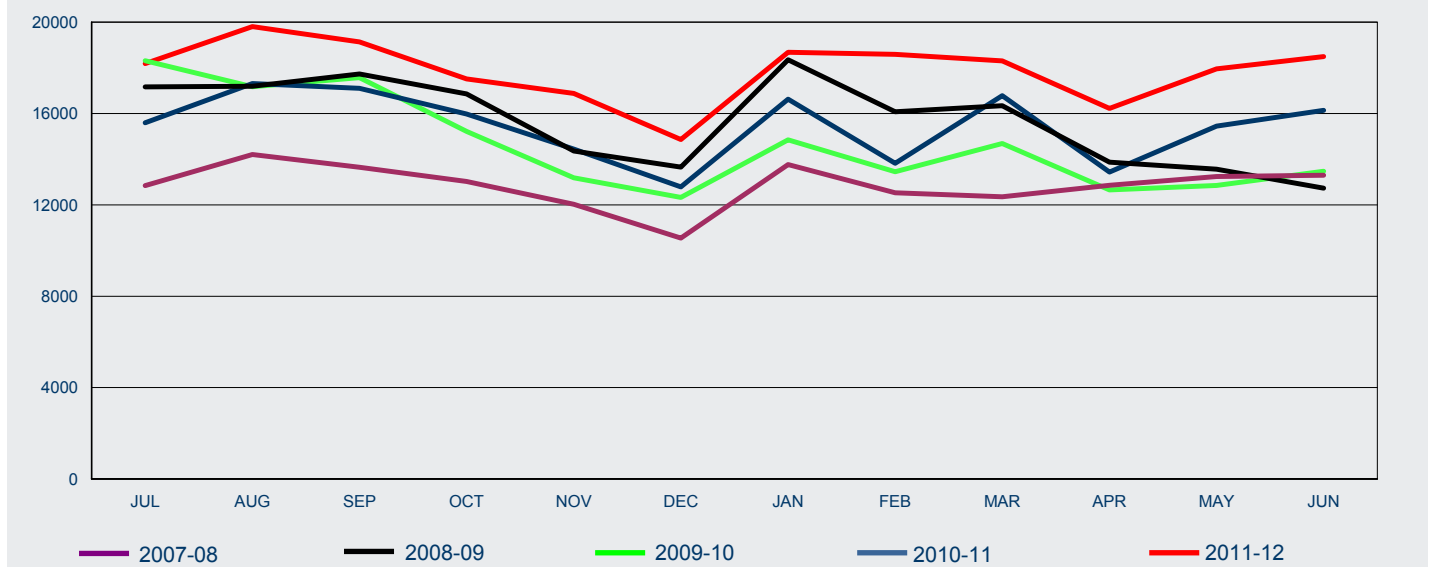
As at 30 June 2012, there were 4 486 Work and Holiday visa holders in Australia. This is a 12.0 per cent increase over the number of Work and Holiday visa holders in Australia at 30 June 2011.



# 1 Granted

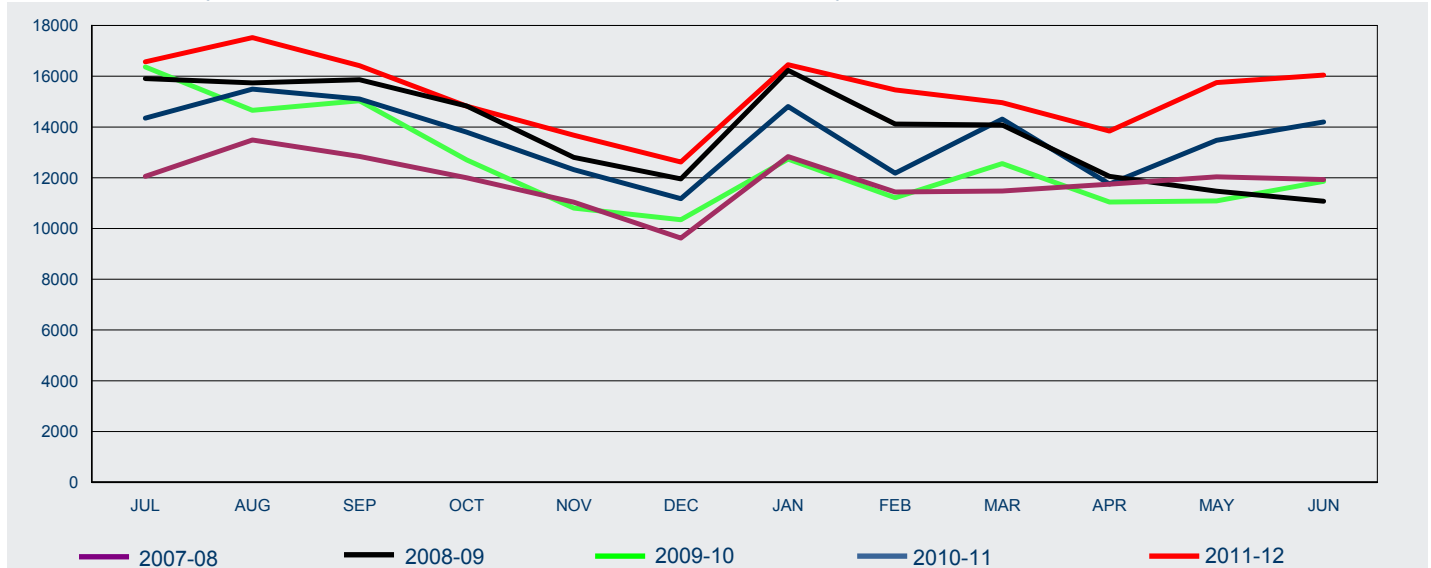
# 1 Granted

## 1.01 Total number of Working Holiday (subclass 417) visa applications granted in 2011-12 to 30 June 2012 by month - comparison with previous four financial years



FY Granted	Jul	Aug	Sep	Oct	Nov	Dec	Jan	Feb	Mar	Apr	May	Jun	Total
2007-08	12 842	14 206	13 648	13 025	12 025	10 543	13 767	12 530	12 358	12 855	13 243	13 300	<b>154 342</b>
2008-09	17 164	17 197	17 730	16 861	14 362	13 657	18 353	16 076	16 341	13 873	13 561	12 732	<b>187 907</b>
2009-10	18 309	17 171	17 572	15 216	13 184	12 330	14 851	13 449	14 685	12 657	12 849	13 473	<b>175 746</b>
2010-11	15 595	17 315	17 107	15 980	14 445	12 789	16 628	13 820	16 779	13 434	15 446	16 142	<b>185 480</b>
2011-12	18 187	19 810	19 134	17 518	16 883	14 864	18 682	18 590	18 304	16 225	17 954	18 493	<b>214 644</b>

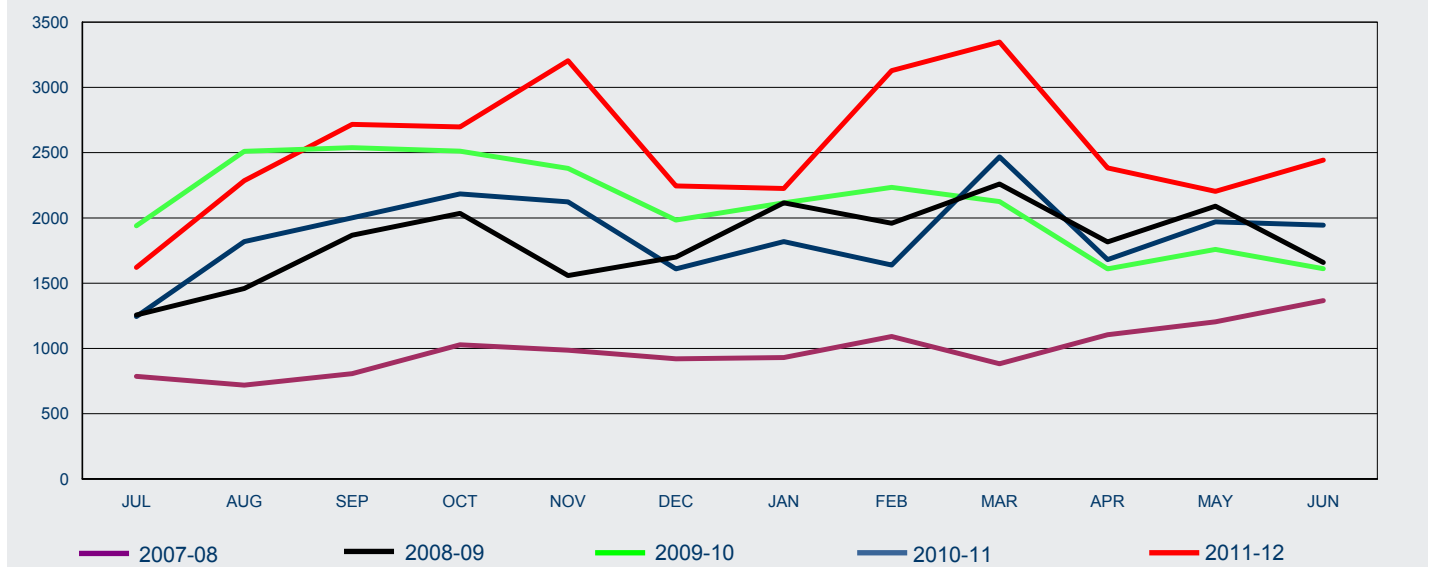
## 1.02 Number of first Working Holiday (subclass 417) visa applications granted in 2011-12 to 30 June 2012 by month - comparison with previous four financial years



FY Granted	Jul	Aug	Sep	Oct	Nov	Dec	Jan	Feb	Mar	Apr	May	Jun	Total
2007-08	12 056	13 487	12 841	11 997	11 039	9 623	12 837	11 438	11 476	11 750	12 039	11 933	<b>142 516</b>
2008-09	15 907	15 738	15 862	14 826	12 804	11 957	16 238	14 117	14 081	12 057	11 471	11 074	<b>166 132</b>
2009-10	16 370	14 661	15 034	12 705	10 804	10 347	12 736	11 215	12 560	11 047	11 090	11 862	<b>150 431</b>
2010-11	14 351	15 496	15 106	13 796	12 322	11 179	14 810	12 181	14 311	11 754	13 476	14 198	<b>162 980</b>
2011-12	16 567	17 524	16 417	14 821	13 678	12 619	16 457	15 461	14 957	13 842	15 750	16 050	<b>184 143</b>

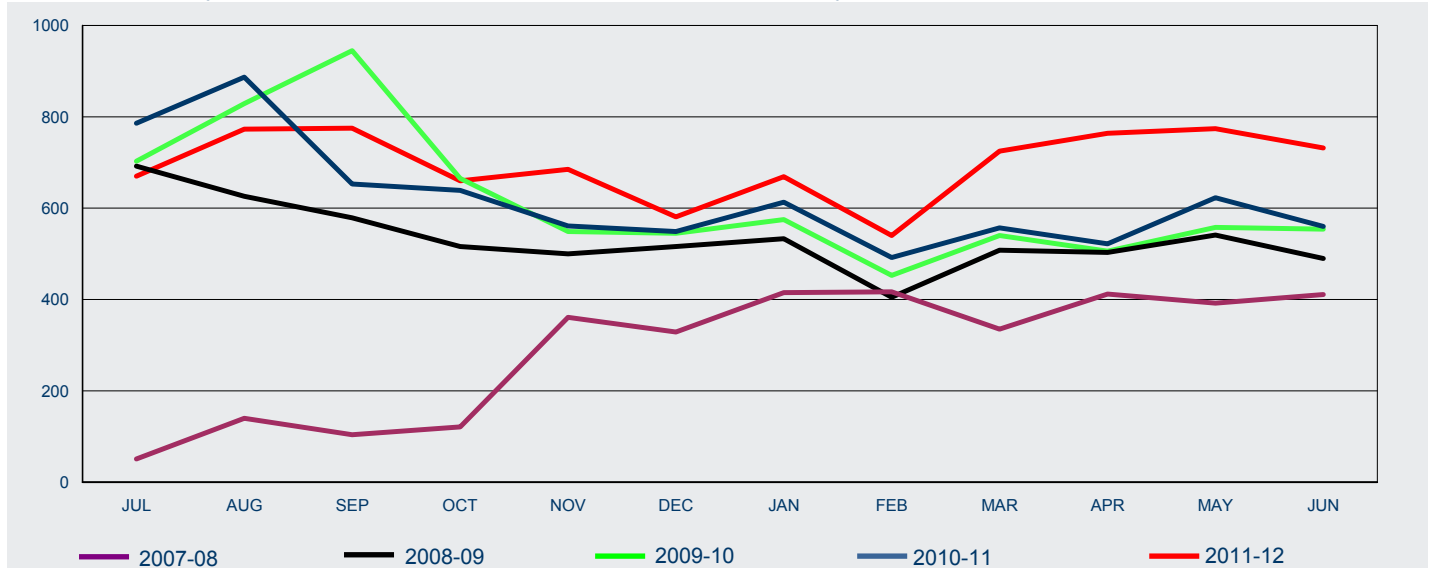
# 1 Granted

## 1.03 Number of second Working Holiday (subclass 417) visa applications granted in 2011-12 to 30 June 2012 by month - comparison with previous four financial years



FY Granted	Jul	Aug	Sep	Oct	Nov	Dec	Jan	Feb	Mar	Apr	May	Jun	Total
2007-08	786	719	807	1 028	986	920	930	1 092	882	1 105	1 204	1 367	<b>11 826</b>
2008-09	1 257	1 459	1 868	2 035	1 558	1 700	2 115	1 959	2 260	1 816	2 090	1 658	<b>21 775</b>
2009-10	1 939	2 510	2 538	2 511	2 380	1 983	2 115	2 234	2 125	1 610	1 759	1 611	<b>25 315</b>
2010-11	1 244	1 819	2 001	2 184	2 123	1 610	1 818	1 639	2 468	1 680	1 970	1 944	<b>22 500</b>
2011-12	1 620	2 286	2 717	2 697	3 205	2 245	2 225	3 129	3 347	2 383	2 204	2 443	<b>30 501</b>

## 1.04 Total number of Work and Holiday (subclass 462) visa applications granted in 2011-12 to 30 June 2012 by month - comparison with previous four financial years



FY Granted	Jul	Aug	Sep	Oct	Nov	Dec	Jan	Feb	Mar	Apr	May	Jun	Total
2007-08	51	140	104	121	361	329	415	417	335	412	392	411	<b>3 488</b>
2008-09	692	626	579	516	500	516	533	405	508	503	541	490	<b>6 409</b>
2009-10	703	829	945	665	549	545	575	453	540	506	558	554	<b>7 422</b>
2010-11	786	887	653	639	561	549	613	492	557	522	623	560	<b>7 442</b>
2011-12	670	773	775	660	685	581	669	540	725	764	774	732	<b>8 348</b>

# 1 Granted

## 1.05 Total number of Working Holiday (subclass 417) visa applications granted in 2011-12 to 30 June 2012 by citizenship country - comparison with the previous four financial years

Citizenship Country	2007-08 to 30/06/08	2008-09 to 30/06/09	2009-10 to 30/06/10	2010-11 to 30/06/11	2011-12 to 30/06/12	% Change from 2010-11	2011-12 as a % of Total
United Kingdom	34 168	40 108	36 995	38 974	41 712	7.0%	19.4%
Korea, South	32 647	39 547	34 863	30 527	32 591	6.8%	15.2%
Ireland, Republic of	17 133	22 759	14 790	21 753	25 827	18.7%	12.0%
Germany, Fed Republic of	17 478	20 319	20 860	21 146	22 499	6.4%	10.5%
Taiwan	6 137	9 242	10 175	13 809	22 393	62.2%	10.4%
France	11 042	16 259	18 158	18 530	20 086	8.4%	9.4%
Italy	3 576	4 636	5 481	6 429	9 600	49.3%	4.5%
Japan	10 611	9 339	8 079	7 746	9 162	18.3%	4.3%
Canada	8 098	8 743	8 209	7 899	7 929	0.4%	3.7%
HKSAR of the PRC	1 542	2 718	3 722	4 545	7 512	65.3%	3.5%
Sweden	3 918	4 399	4 208	4 121	4 772	15.8%	2.2%
Netherlands, Kingdom of The	3 596	3 992	4 036	3 821	3 879	1.5%	1.8%
Estonia	521	1 249	1 385	1 453	1 813	24.8%	0.8%
Denmark	1 142	1 220	1 294	1 260	1 484	17.8%	0.7%
Belgium	978	1 220	1 298	1 230	1 456	18.4%	0.7%
Finland	930	1 061	996	1 066	1 181	10.8%	0.6%
Norway	696	727	925	836	617	-26.2%	0.3%
Malta	93	97	67	88	99	12.5%	0.0%
Cyprus	5	26	15	18	32	77.8%	0.0%
Not Specified	31	246	190	229	0		
<b>Total</b>	<b>154 342</b>	<b>187 907</b>	<b>175 746</b>	<b>185 480</b>	<b>214 644</b>	<b>15.7%</b>	<b>100.0%</b>

Note 1: 'na' indicates financial years in which the country did not have a Working Holiday Maker agreement with Australia. Refer to the table at the beginning of the report 'Australia's Working Holiday Maker visa agreements'

Note 2: A citizenship country of 'Not Specified' can result from eligible dual nationality applicants where the non-eligible nationality has been recorded for the Working Holiday Maker application

## 1.06 Number of first Working Holiday (subclass 417) visa applications granted in 2011-12 to 30 June 2012 by citizenship country - comparison with the previous four financial years

Citizenship Country	2007-08 to 30/06/08	2008-09 to 30/06/09	2009-10 to 30/06/10	2010-11 to 30/06/11	2011-12 to 30/06/12	% Change from 2010-11	2011-12 as a % of Total
United Kingdom	31 959	36 115	32 011	34 295	35 700	4.1%	19.4%
Korea, South	29 068	33 461	28 280	25 433	27 397	7.7%	14.9%
Germany, Fed Republic of	16 677	19 270	19 693	20 017	21 091	5.4%	11.5%
Ireland, Republic of	15 639	18 384	9 750	18 274	19 492	6.7%	10.6%
France	10 514	15 327	16 902	17 140	18 388	7.3%	10.0%
Taiwan	5 843	7 904	8 106	11 430	18 148	58.8%	9.9%
Italy	3 380	4 304	5 055	5 806	8 659	49.1%	4.7%
Japan	8 748	7 290	6 415	6 393	7 638	19.5%	4.1%
Canada	7 808	8 290	7 680	7 439	7 296	-1.9%	4.0%
HKSAR of the PRC	1 453	2 498	3 383	3 875	6 362	64.2%	3.5%
Sweden	3 796	4 192	3 967	3 924	4 524	15.3%	2.5%
Netherlands, Kingdom of The	3 458	3 815	3 848	3 623	3 597	-0.7%	2.0%
Denmark	1 114	1 180	1 258	1 201	1 407	17.2%	0.8%
Belgium	920	1 131	1 221	1 155	1 331	15.2%	0.7%
Estonia	466	1 130	952	1 053	1 306	24.0%	0.7%
Finland	882	987	935	1 005	1 106	10.0%	0.6%
Norway	685	711	898	817	585	-28.4%	0.3%
Malta	89	90	58	80	86	7.5%	0.0%
Cyprus	5	25	14	17	30	76.5%	0.0%
Not Specified	12	28	5	< 5	0		
<b>Total</b>	<b>142 516</b>	<b>166 132</b>	<b>150 431</b>	<b>162 980</b>	<b>184 143</b>	<b>13.0%</b>	<b>100.0%</b>

Note 1: 'na' indicates financial years in which the country did not have a Working Holiday Maker agreement with Australia. Refer to the table at the beginning of the report 'Australia's Working Holiday Maker visa agreements'

Note 2: A citizenship country of 'Not Specified' can result from eligible dual nationality applicants where the non-eligible nationality has been recorded for the Working Holiday Maker application



# 1 Granted

## 1.07 Number of second Working Holiday (subclass 417) visa applications granted in 2011-12 to 30 June 2012 by citizenship country - comparison with the previous four financial years

Citizenship Country	2007-08 to 30/06/08	2008-09 to 30/06/09	2009-10 to 30/06/10	2010-11 to 30/06/11	2011-12 to 30/06/12	% Change from 2010-11	2011-12 as a % of Total
Ireland, Republic of	1 494	4 375	5 040	3 479	6 335	82.1%	20.8%
United Kingdom	2 209	3 993	4 984	4 679	6 012	28.5%	19.7%
Korea, South	3 579	6 086	6 583	5 094	5 194	2.0%	17.0%
Taiwan	294	1 338	2 069	2 379	4 245	78.4%	13.9%
France	528	932	1 256	1 390	1 698	22.2%	5.6%
Japan	1 863	2 049	1 664	1 353	1 524	12.6%	5.0%
Germany, Fed Republic of	801	1 049	1 167	1 129	1 408	24.7%	4.6%
HKSAR of the PRC	89	220	339	670	1 150	71.6%	3.8%
Italy	196	332	426	623	941	51.0%	3.1%
Canada	290	453	529	460	633	37.6%	2.1%
Estonia	55	119	433	400	507	26.8%	1.7%
Netherlands, Kingdom of The	138	177	188	198	282	42.4%	0.9%
Sweden	122	207	241	197	248	25.9%	0.8%
Belgium	58	89	77	75	125	66.7%	0.4%
Denmark	28	40	36	59	77	30.5%	0.3%
Finland	48	74	61	61	75	23.0%	0.2%
Norway	11	16	27	19	32	68.4%	0.1%
Malta	< 5	7	9	8	13	62.5%	0.0%
Cyprus	0	< 5	< 5	< 5	< 5	100.0%	0.0%
Not Specified	19	218	185	226	0		
<b>Total</b>	<b>11 826</b>	<b>21 775</b>	<b>25 315</b>	<b>22 500</b>	<b>30 501</b>	<b>35.6%</b>	<b>100.0%</b>

Note 1: 'na' indicates financial years in which the country did not have a Working Holiday Maker agreement with Australia. Refer to the table at the beginning of the report 'Australia's Working Holiday Maker visa agreements'

Note 2: A citizenship country of 'Not Specified' can result from eligible dual nationality applicants where the non-eligible nationality has been recorded for the Working Holiday Maker application

## 1.08 Number of Work and Holiday (subclass 462) visa applications granted in 2011-12 to 30 June 2012 by citizenship country - comparison with the previous four financial years

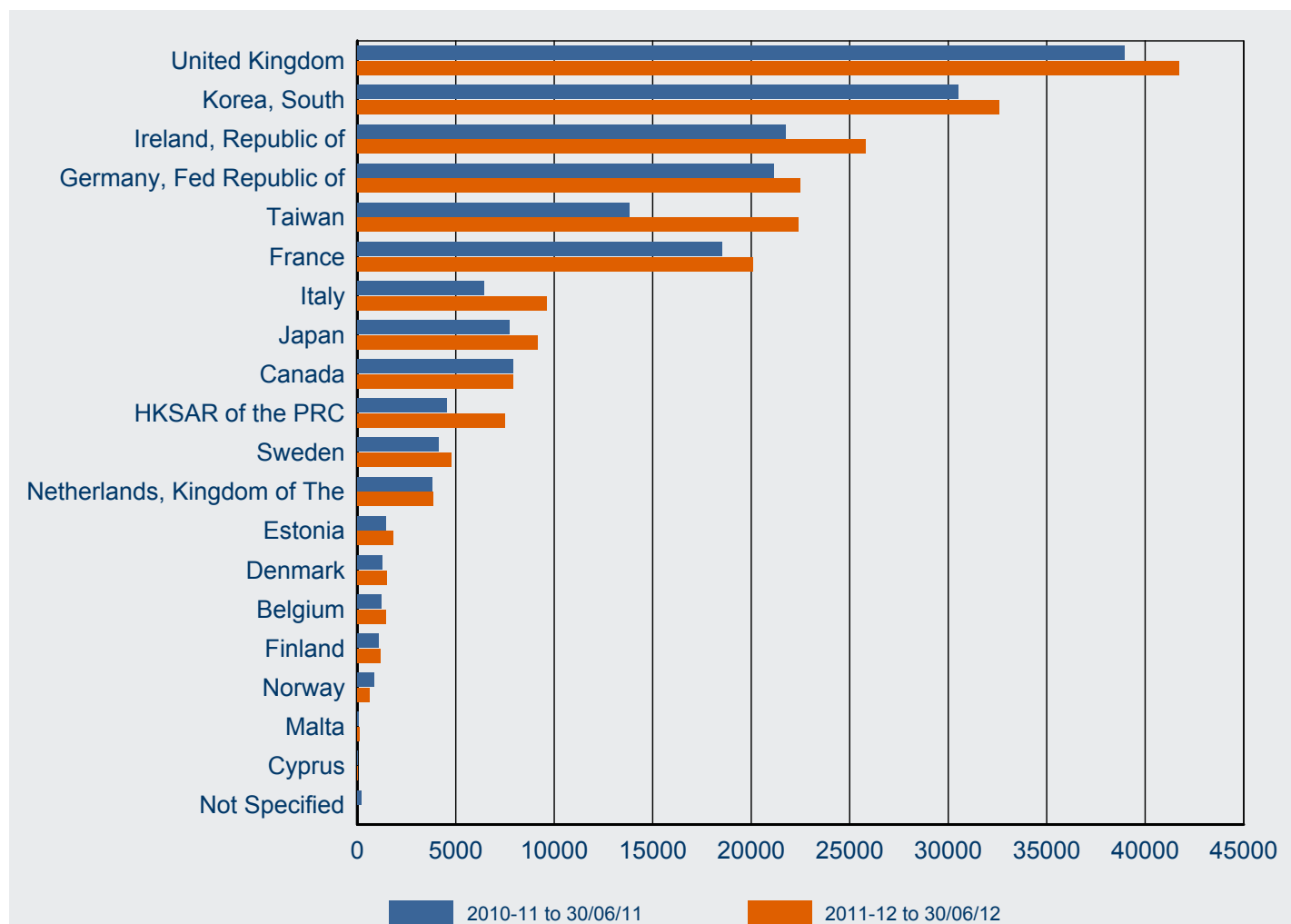
Citizenship Country	2007-08 to 30/06/08	2008-09 to 30/06/09	2009-10 to 30/06/10	2010-11 to 30/06/11	2011-12 to 30/06/12	% Change from 2010-11	2011-12 as a % of Total
United States of America	2 310	4 890	6 149	6 219	6 831	9.8%	81.8%
Chile	503	748	446	513	639	24.6%	7.7%
Thailand	205	197	471	499	346	-30.7%	4.1%
Argentina	na	na	na	na	261		3.1%
Malaysia	na	81	100	100	100	0.0%	1.2%
Indonesia	na	na	100	98	99	1.0%	1.2%
Bangladesh	na	na	na	0	49		0.6%
Turkey	9	11	16	5	21	320.0%	0.3%
Iran	461	482	140	8	< 5	-75.0%	0.0%
<b>Total</b>	<b>3 488</b>	<b>6 409</b>	<b>7 422</b>	<b>7 442</b>	<b>8 348</b>	<b>12.2%</b>	<b>100.0%</b>

Note 1: 'na' indicates financial years in which the country did not have a Working Holiday Maker agreement with Australia. Refer to the table at the beginning of the report 'Australia's Working Holiday Maker visa agreements'

Note 2: A citizenship country of 'Not Specified' can result from eligible dual nationality applicants where the non-eligible nationality has been recorded for the Working Holiday Maker application

# 1 Granted

1.09 Total number of Working Holiday (subclass 417) visa applications granted in 2011-12 to 30 June 2012 by citizenship country - comparison with the previous financial year



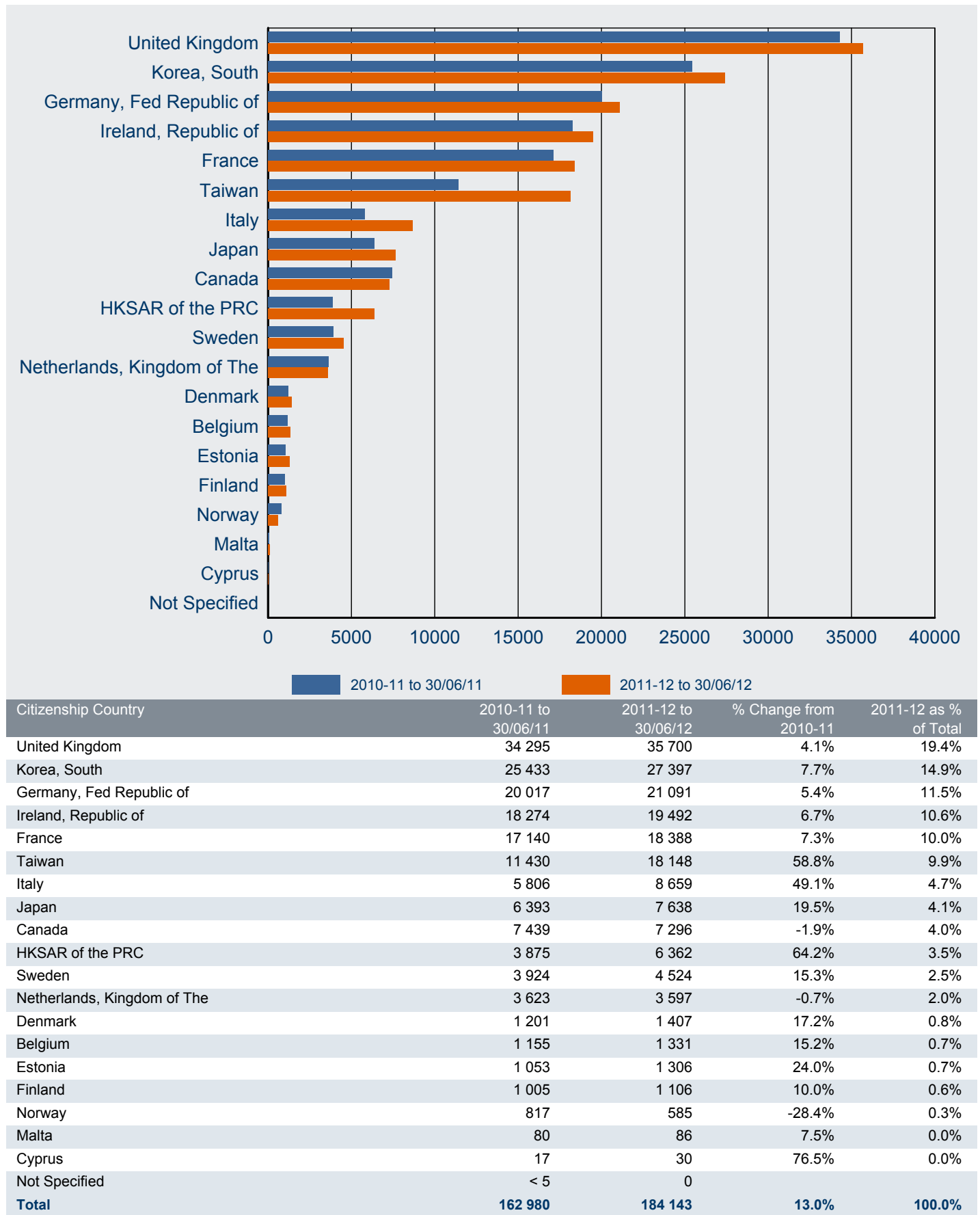
Citizenship Country	2010-11 to 30/06/11	2011-12 to 30/06/12	% Change from 2010-11	2011-12 as % of Total
United Kingdom	38 974	41 712	7.0%	19.4%
Korea, South	30 527	32 591	6.8%	15.2%
Ireland, Republic of	21 753	25 827	18.7%	12.0%
Germany, Fed Republic of	21 146	22 499	6.4%	10.5%
Taiwan	13 809	22 393	62.2%	10.4%
France	18 530	20 086	8.4%	9.4%
Italy	6 429	9 600	49.3%	4.5%
Japan	7 746	9 162	18.3%	4.3%
Canada	7 899	7 929	0.4%	3.7%
HKSAR of the PRC	4 545	7 512	65.3%	3.5%
Sweden	4 121	4 772	15.8%	2.2%
Netherlands, Kingdom of The	3 821	3 879	1.5%	1.8%
Estonia	1 453	1 813	24.8%	0.8%
Denmark	1 260	1 484	17.8%	0.7%
Belgium	1 230	1 456	18.4%	0.7%
Finland	1 066	1 181	10.8%	0.6%
Norway	836	617	-26.2%	0.3%
Malta	88	99	12.5%	0.0%
Cyprus	18	32	77.8%	0.0%
Not Specified	229	0		
<b>Total</b>	<b>185 480</b>	<b>214 644</b>	<b>15.7%</b>	<b>100.0%</b>

Note 1: 'na' indicates financial years in which the country did not have a Working Holiday Maker agreement with Australia. Refer to the table at the beginning of the report 'Australia's Working Holiday Maker visa agreements'

Note 2: A citizenship country of 'Not Specified' can result from eligible dual nationality applicants where the non-eligible nationality has been recorded for the Working Holiday Maker application

# 1 Granted

1.10 Number of first Working Holiday (subclass 417) visa applications granted in 2011-12 to 30 June 2012 by citizenship country - comparison with the previous financial year

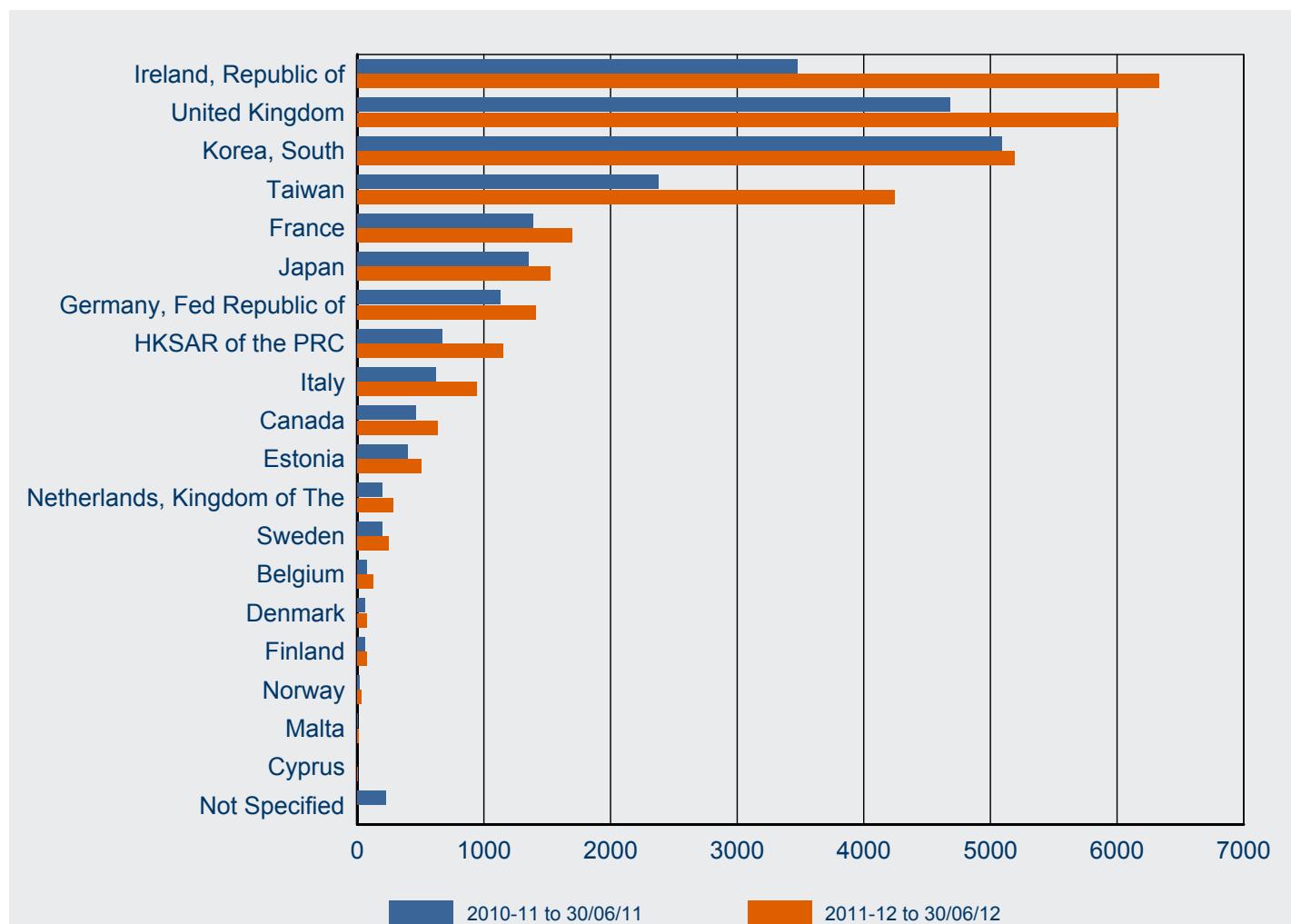


Note 1: 'na' indicates financial years in which the country did not have a Working Holiday Maker agreement with Australia. Refer to the table at the beginning of the report 'Australia's Working Holiday Maker visa agreements'

Note 2: A citizenship country of 'Not Specified' can result from eligible dual nationality applicants where the non-eligible nationality has been recorded for the Working Holiday Maker application

# 1 Granted

1.11 Number of second Working Holiday (subclass 417) visa applications granted in 2011-12 to 30 June 2012 by citizenship country - comparison with the previous financial year



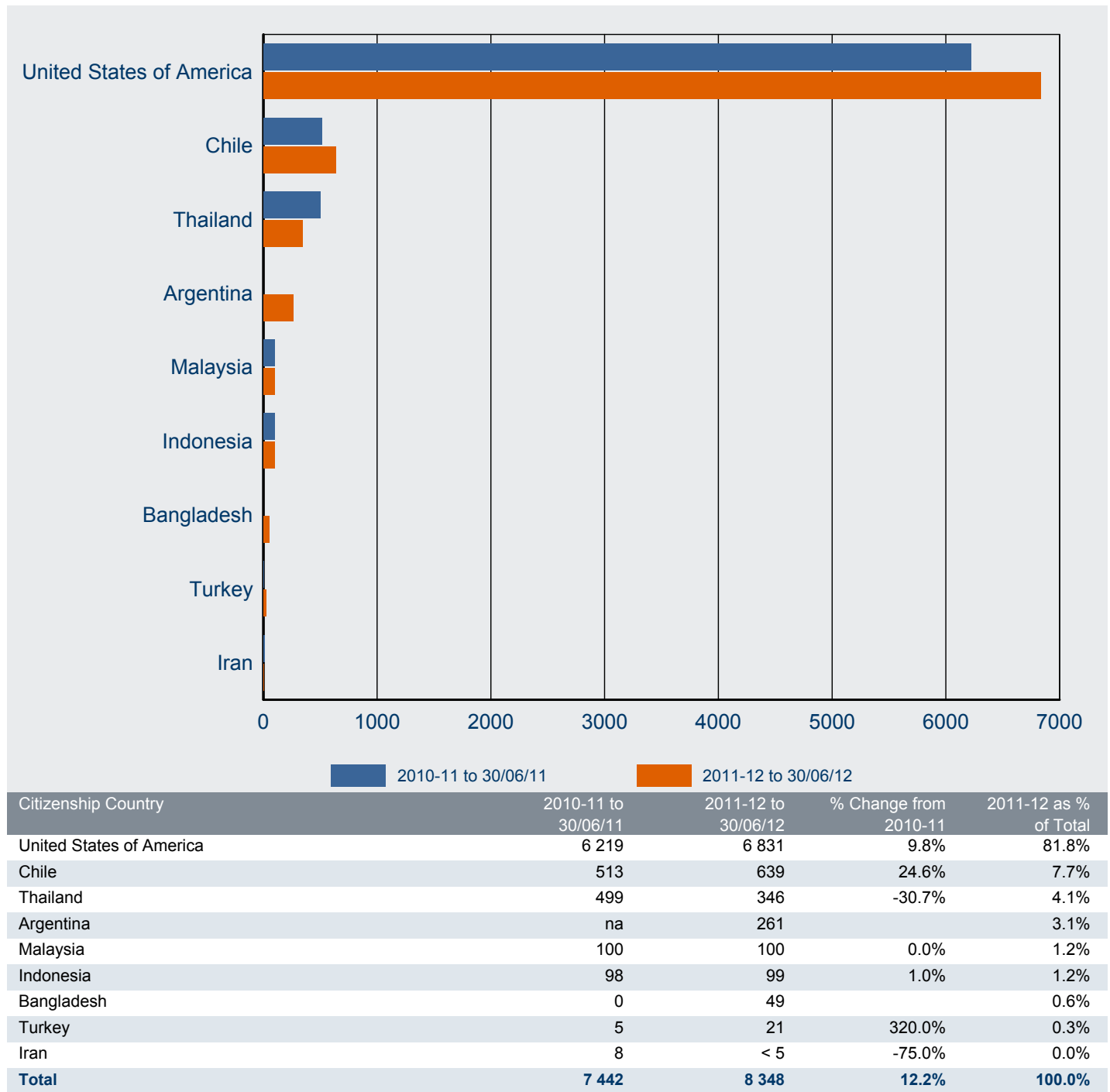
Citizenship Country	2010-11 to 30/06/11	2011-12 to 30/06/12	% Change from 2010-11	2011-12 as % of Total
Ireland, Republic of	3 479	6 335	82.1%	20.8%
United Kingdom	4 679	6 012	28.5%	19.7%
Korea, South	5 094	5 194	2.0%	17.0%
Taiwan	2 379	4 245	78.4%	13.9%
France	1 390	1 698	22.2%	5.6%
Japan	1 353	1 524	12.6%	5.0%
Germany, Fed Republic of	1 129	1 408	24.7%	4.6%
HKSAR of the PRC	670	1 150	71.6%	3.8%
Italy	623	941	51.0%	3.1%
Canada	460	633	37.6%	2.1%
Estonia	400	507	26.8%	1.7%
Netherlands, Kingdom of The	198	282	42.4%	0.9%
Sweden	197	248	25.9%	0.8%
Belgium	75	125	66.7%	0.4%
Denmark	59	77	30.5%	0.3%
Finland	61	75	23.0%	0.2%
Norway	19	32	68.4%	0.1%
Malta	8	13	62.5%	0.0%
Cyprus	< 5	< 5	100.0%	0.0%
Not Specified	226	0		
<b>Total</b>	<b>22 500</b>	<b>30 501</b>	<b>35.6%</b>	<b>100.0%</b>

Note 1: 'na' indicates financial years in which the country did not have a Working Holiday Maker agreement with Australia. Refer to the table at the beginning of the report 'Australia's Working Holiday Maker visa agreements'

Note 2: A citizenship country of 'Not Specified' can result from eligible dual nationality applicants where the non-eligible nationality has been recorded for the Working Holiday Maker application

# 1 Granted

1.12 Number of Work and Holiday (subclass 462) visa applications granted in 2011-12 to 30 June 2012 by citizenship country - comparison with the previous financial year



Note 1: 'na' indicates financial years in which the country did not have a Working Holiday Maker agreement with Australia. Refer to the table at the beginning of the report 'Australia's Working Holiday Maker visa agreements'

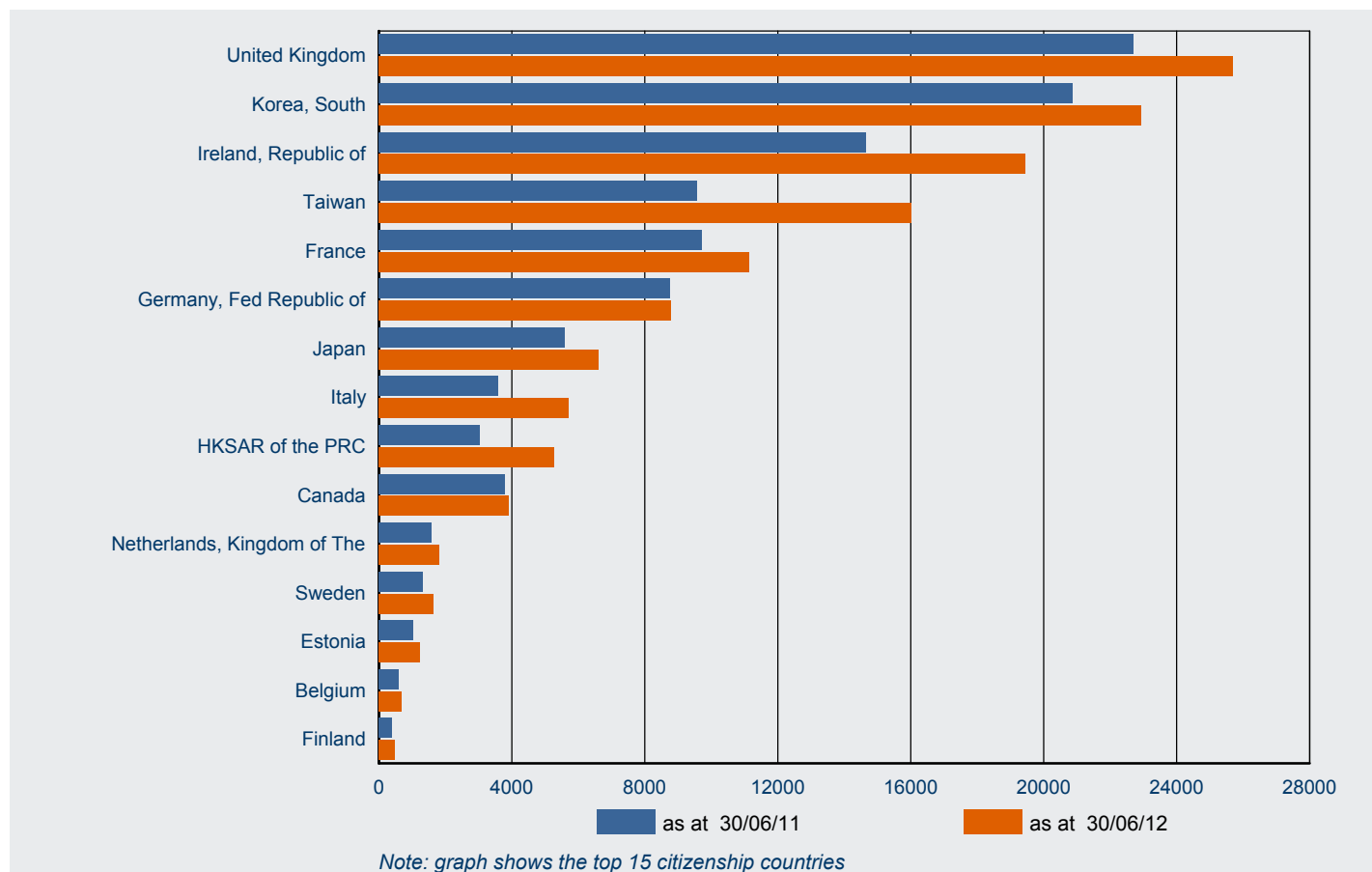
Note 2: A citizenship country of 'Not Specified' can result from eligible dual nationality applicants where the non-eligible nationality has been recorded for the Working Holiday Maker application



# 2 Visa Holders in Australia

## 2 Visa holders in Australia

2.01 Total number of Working Holiday (subclass 417) visa holders in Australia as at 30 June 2012 by citizenship country - comparison with the same date in the previous year



Citizenship Country	30/06/11	30/06/12	% Change from 30/06/11	30/06/12 as % of Total
United Kingdom	22 700	25 677	13.1%	19.4%
Korea, South	20 863	22 936	9.9%	17.4%
Ireland, Republic of	14 646	19 441	32.7%	14.7%
Taiwan	9 573	16 011	67.3%	12.1%
France	9 714	11 137	14.6%	8.4%
Germany, Fed Republic of	8 757	8 800	0.5%	6.7%
Japan	5 576	6 616	18.7%	5.0%
Italy	3 595	5 703	58.6%	4.3%
HKSAR of the PRC	3 022	5 260	74.1%	4.0%
Canada	3 795	3 913	3.1%	3.0%
Netherlands, Kingdom of The	1 586	1 822	14.9%	1.4%
Sweden	1 308	1 648	26.0%	1.2%
Estonia	1 027	1 229	19.7%	0.9%
Belgium	608	687	13.0%	0.5%
Finland	402	481	19.7%	0.4%
Denmark	364	454	24.7%	0.3%
Norway	195	212	8.7%	0.2%
Malta	52	63	21.2%	0.0%
Cyprus	9	16	77.8%	0.0%
Not Specified	186	< 5	-99.5%	0.0%
<b>Total</b>	<b>107 978</b>	<b>132 107</b>	<b>22.3%</b>	<b>100.0%</b>

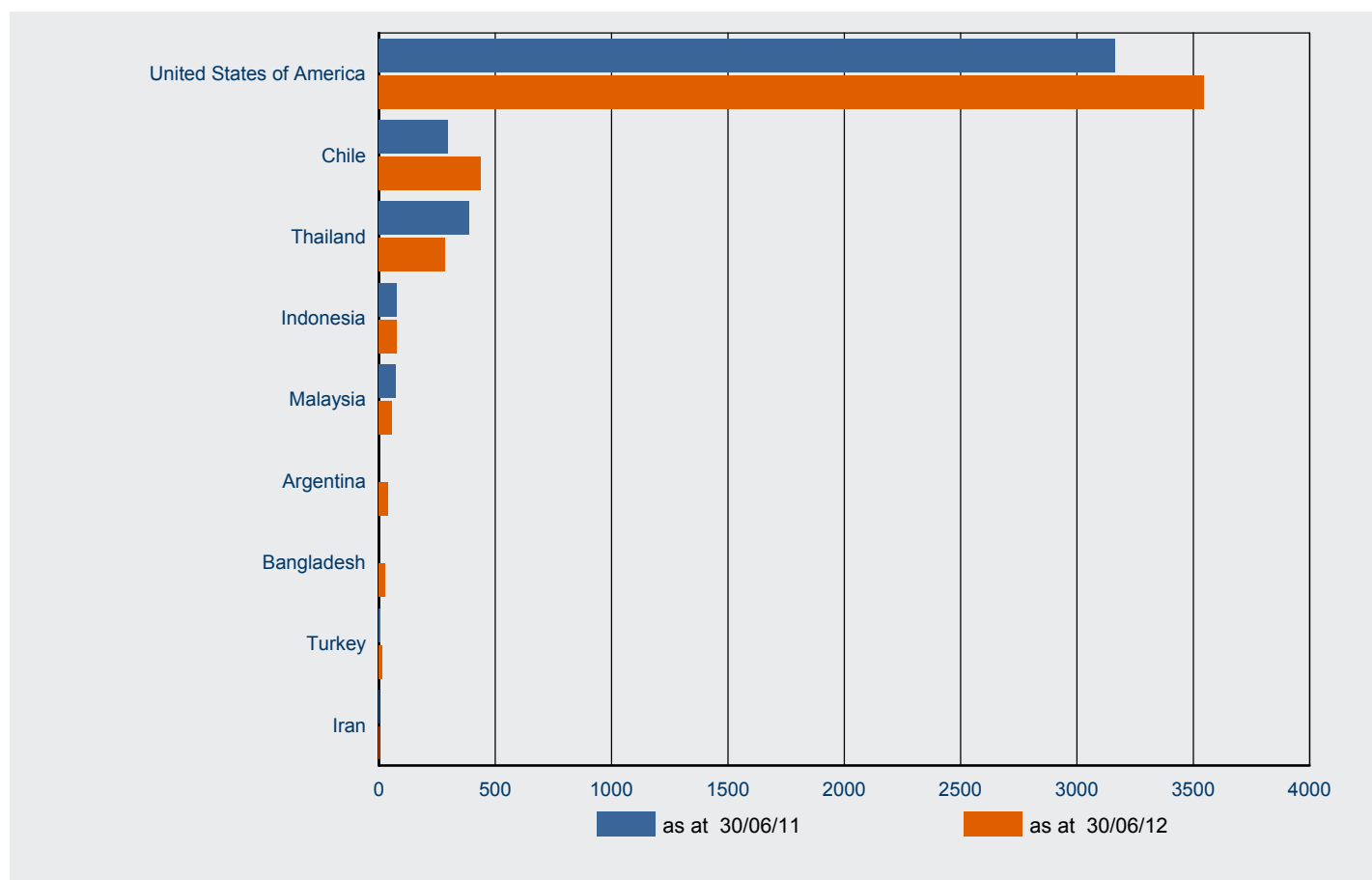
Note 1: 'na' indicates financial years in which the country did not have a Working Holiday Maker agreement with Australia. Refer to the table at the beginning of the report 'Australia's Working Holiday Maker visa agreements'

Note 2: A citizenship country of 'Not Specified' can result from eligible dual nationality applicants where the non-eligible nationality has been recorded for the Working Holiday Maker application



## 2 Visa holders in Australia

2.02 Total number of Work and Holiday (subclass 462) visa holders in Australia as at 30 June 2012 by citizenship country - comparison with the same date in the previous year



Citizenship Country	30/06/11	30/06/12	% Change from 30/06/11	30/06/12 as % of Total
United States of America	3 165	3 547	12.1%	79.1%
Chile	297	437	47.1%	9.7%
Thailand	389	286	-26.5%	6.4%
Indonesia	76	77	1.3%	1.7%
Malaysia	72	57	-20.8%	1.3%
Argentina	na	40		0.9%
Bangladesh	0	28		0.6%
Turkey	5	13	160.0%	0.3%
Iran	< 5	< 5	-66.7%	0.0%
<b>Total</b>	<b>4 007</b>	<b>4 486</b>	<b>12.0%</b>	<b>100.0%</b>

Note 1: 'na' indicates financial years in which the country did not have a Working Holiday Maker agreement with Australia. Refer to the table at the beginning of the report 'Australia's Working Holiday Maker visa agreements'

Note 2: A citizenship country of 'Not Specified' can result from eligible dual nationality applicants where the non-eligible nationality has been recorded for the Working Holiday Maker application



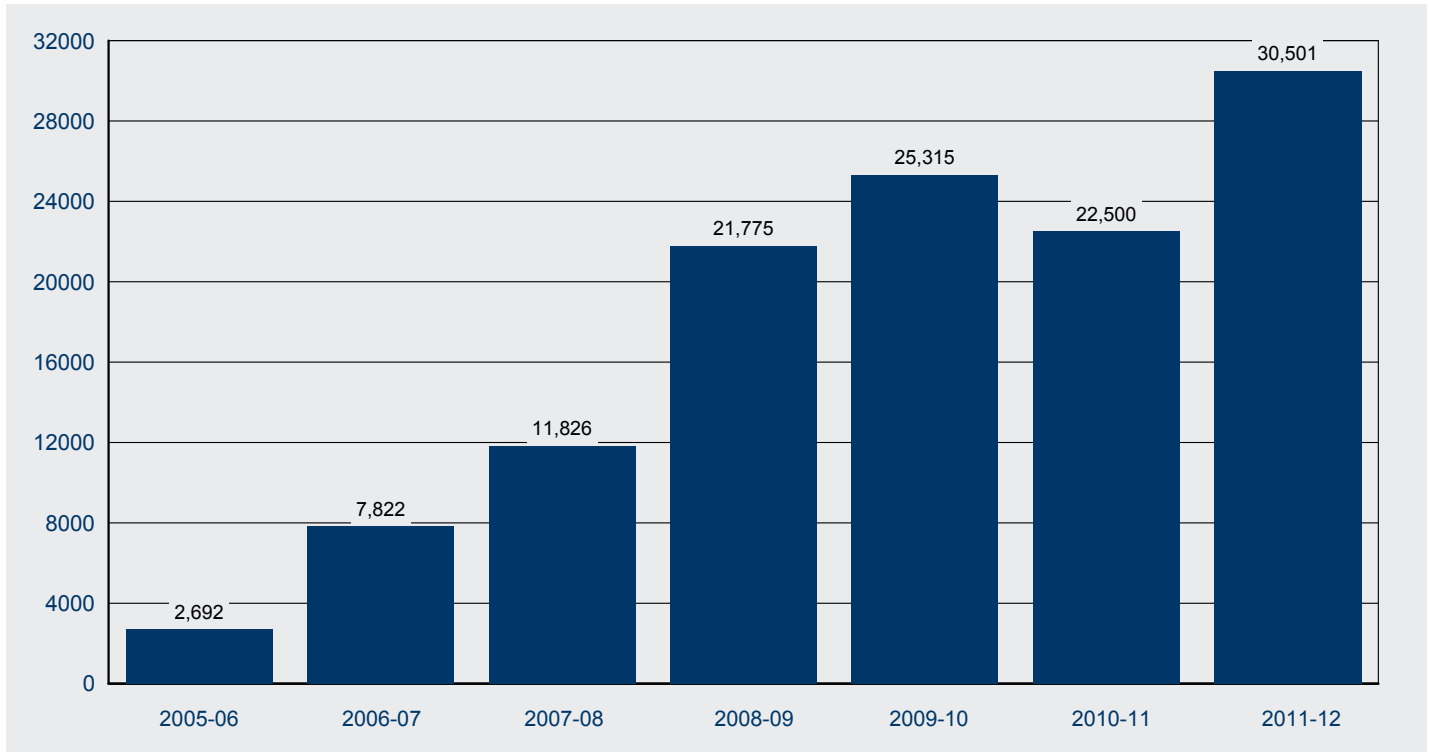
# 3 Second Working Holiday (subclass 417) visa program

# 3 Second Working Holiday (subclass 417) Visa Program

Visa grants since program commencement on 1 November 2005

The number of second Working Holiday visa grants has grown rapidly since the program commenced in late 2005. There were 2 692 grants in 2005-06, compared with 30 501 in 2011-12. This is slightly more than an eleven-fold increase over seven years.

## 3.01 Second Working Holiday visas granted by financial year

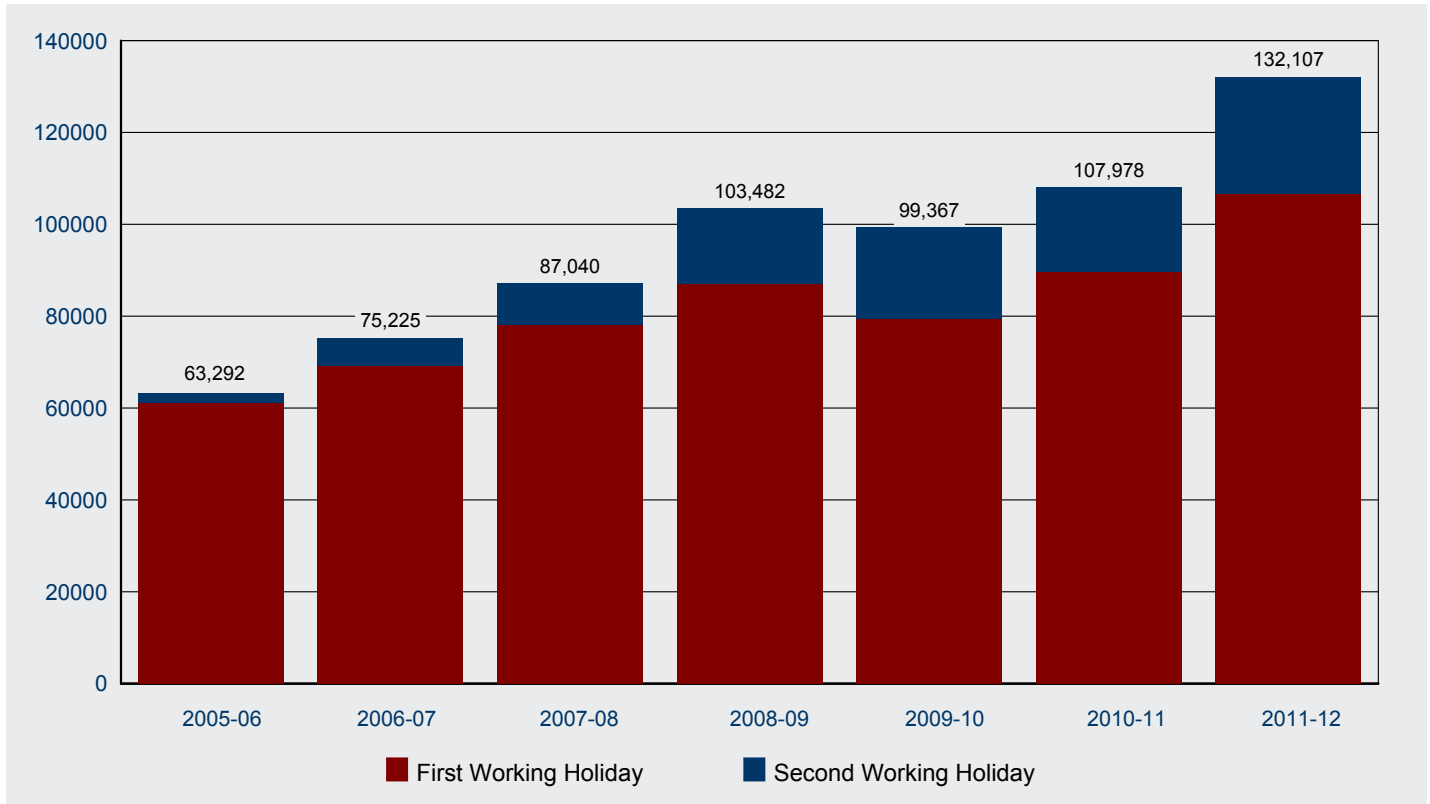


# 3 Second Working Holiday (subclass 417) Visa Program

## Second Working Holiday visa holders in Australia - share of the overall WH Program

Since its introduction in 2005, the second Working Holiday visa program has grown to constitute 14.2 per cent of overall Working Holiday by 30 June 2012. This compares with just 3.3 per cent share of overall Working Holiday visa holders in Australia as at 30 June 2006. In 2011-12, approximately one in six first time Working Holiday visa holders went on to acquire a second Working Holiday visa.

### 3.02 Working Holiday (subclass 417) visa holders in Australia by visa type



## 3 Second Working Holiday (subclass 417) Visa Program

### Industry sector breakdown

In 2011-12, around 85 per cent of the approximately 30 500 second Working Holiday visa applicants indicated they engaged in agricultural work to acquire eligibility, ten per cent undertook construction work, and two per cent undertook mining work.

### 3.03 Second Working Holiday visa granted in 2011-12 by employer industry

