



Australian Government  
Department of Home Affairs

# IMA Legacy Caseload

Report on Processing Status and Outcomes

October 2020

This page has been intentionally left blank.

## About this report

### Coverage

This report provides information on the processing status and outcomes of the applicants who are Illegal Maritime Arrivals (IMAs) and are in the IMA Legacy Caseload.

IMAs can only apply for a Temporary Protection Visa (subclass 785) (TPV) or a Safe Haven Enterprise Visa (subclass 790) (SHEV) if the Minister has made a decision that it is in the public interest to lift a legislative bar on making a valid visa application in Australia. Where the Minister lifts the bar, the Department will advise the IMA that they are eligible to apply for a TPV or a SHEV.

### Data sources and currency

The data sources for this report are based on a range of departmental systems. As data has been drawn from a dynamic system environment, the information is correct at the time of publication and figures may differ slightly from previous or future reporting. As an end of month report, the data date used is the closest to the end of the calendar month.

Data for October is at 2 November 2020. Data for September is at 1 October 2020.

### Glossary of terms

**Country of citizenship** – the claimed country of citizenship at the time of lodging an application for a protection visa.

**Illegal Maritime Arrival (IMA)** – an IMA is a person who entered Australia by sea without authority and became an unlawful non-citizen upon entry. All babies born to IMA parents are also IMAs.

**Processing status** – relates to the processing stage of an application during the administrative decision-making process, from lodgement to when the application is finalised.

**Residence determination** – is a determination, which the Minister makes under section 197AB of the *Migration Act 1958* (Cth) that a person can reside at a specified place in the community instead of held detention (previously referred to as 'community placement'). Recipients subject to a residence determination are free to move about the community but are legally detained.

### Further information

For further information about the processing arrangements that apply to the IMA Legacy Caseload please visit the Department's website at [www.homeaffairs.gov.au](http://www.homeaffairs.gov.au)

Any comments or enquiries concerning this report should be sent to [pv.data@homeaffairs.gov.au](mailto:pv.data@homeaffairs.gov.au) quoting the report name and month.

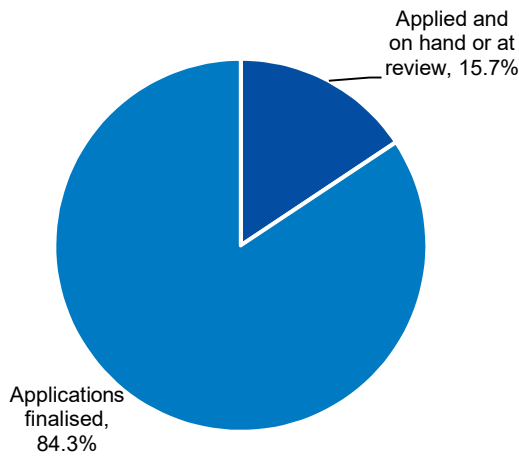
Table 1 shows the number of people in the IMA Legacy Caseload who:

- have submitted a valid application that is currently being processed; or
- had their application finalised – either granted or refused.

**Table 1** IMA across main processing stages

Processing stage	October 2020	September 2020
Applied and on hand or at review <sup>1</sup>	4,884	4,988
Applications finalised <sup>2</sup>	26,313	26,197
<b>Total<sup>3</sup></b>	<b>31,197</b>	<b>31,185</b>

**Graph 1** IMA across main processing stages



**Table 2** State and territory of residence<sup>4</sup> – finalised grants<sup>5</sup>

State and territory of residence	October 2020	September 2020
Victoria (Vic)	6,260	6,230
New South Wales (NSW)	6,122	6,093
Queensland (Qld)	2,175	2,169
South Australia (SA)	1,774	1,786
Western Australia (WA)	967	963
Australian Capital Territory (ACT)	369	365
Northern Territory (NT)	56	57
Tasmania (Tas)	54	55
<b>Total</b>	<b>17,777</b>	<b>17,718</b>

Graph 2 State and territory of residence – finalised grants

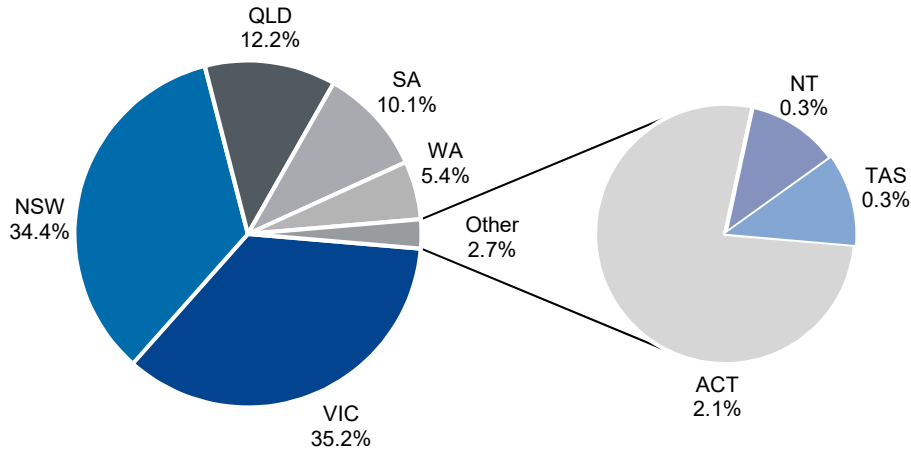
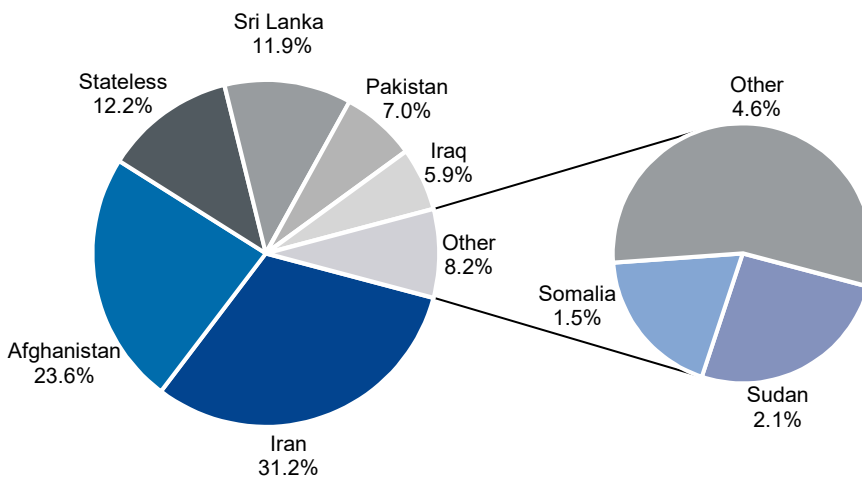


Table 3 Main citizenships<sup>6</sup> – finalised grants

Country of citizenship	October 2020	September 2020
Iran	5,551	5,515
Afghanistan	4,193	4,184
Stateless	2,174	2,168
Sri Lanka	2,108	2,108
Pakistan	1,239	1,236
Iraq	1,046	1,044
Sudan	381	381
Somalia	275	275
Other	810	807
<b>Total</b>	<b>17,777</b>	<b>17,718</b>

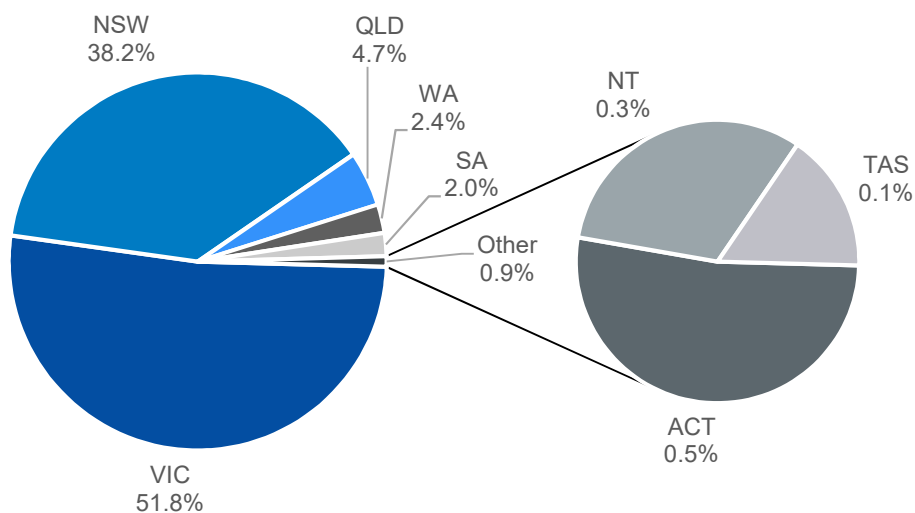
Graph 3 Main citizenships – finalised grants



**Table 4 State and territory of residence – on hand or at review applications**

State and territory of residence	October 2020	September 2020
Victoria (Vic)	2,528	2,556
New South Wales (NSW)	1,866	1,926
Queensland (Qld)	230	229
Western Australia (WA)	119	127
South Australia (SA)	97	100
Australian Capital Territory (ACT)	23	28
Northern Territory (NT)	14	16
Tasmania (Tas)	7	6
<b>Total</b>	<b>4,884</b>	<b>4,988</b>

**Graph 4 State and territory of residence – on hand or at review applications**



**Table 5 Main citizenships – on hand or at review applications**

Country of citizenship	October 2020	September 2020
Iran	1,832	1,884
Sri Lanka	921	934
Stateless	660	667
Afghanistan	412	423
Pakistan	270	274
Vietnam	246	245
Bangladesh	196	207
Iraq	150	155
Other	197	199
<b>Total</b>	<b>4,884</b>	<b>4,988</b>

Graph 5 Main citizenships – on hand or at review applications

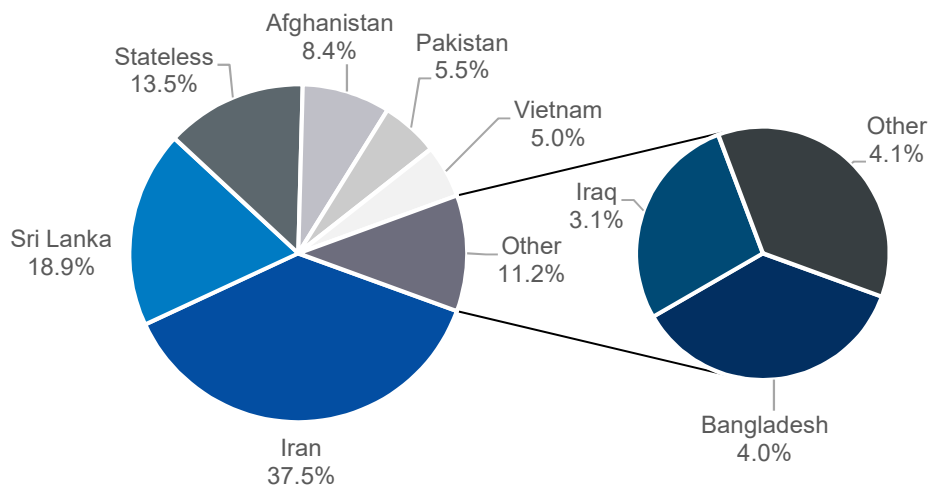


Table 6 Immigration status<sup>7</sup> – on hand or at review applications

Status	October 2020	September 2020
Held detention <sup>8</sup>	53	54
Residence determination	8	8
In community	4,823	4,926
<b>Total</b>	<b>4,884</b>	<b>4,988</b>

IMA Legacy Caseload – Processing status

Table 7 Applications<sup>9</sup> by processing status

Processing status	October 2020			September 2020
	TPV	SHEV	Total	Total
Applied and on hand				
On hand at Primary <sup>10</sup>	493	3,614	4,107	4,067
Review and other <sup>11</sup>	274	503	777	921
<b>Total</b>	<b>767</b>	<b>4,117</b>	<b>4,884</b>	<b>4,988</b>
Applications finalised				
Finalised grants <sup>12</sup>	5,578	12,199	17,777	17,718
Finalised refusals <sup>13</sup>	2,925	5,611	8,536	8,479
<b>Total</b>	<b>8,503</b>	<b>17,810</b>	<b>26,313</b>	<b>26,197</b>

## Technical notes

1. 'Applied and on hand or at review' refers to valid protection visa applications which the Department has received and is currently processing and assessing. It includes applications being processed at a merits review tribunal.
2. 'Applications finalised' refers to applications on which the Department has made a decision – either a grant or refusal, including where the merits review has affirmed the Department's decision. Figures exclude applications that have been finalised for others reasons (for example, where a person departed Australia or applications which are withdrawn).
3. This number represents people from the IMA Legacy Caseload who have submitted a valid application that is currently being processed or had their application finalised – either granted or refused. This is not equal to the total number of people who are considered to have 'ever' been in the IMA Legacy Caseload. For example, people who died or departed prior to their application being finalised are not counted in this total as their applications were not processed to finalisation.
4. State and territory of residence – refers to client's latest reported address, not the address at time of lodgement or decision.
5. Table and Graph 2 and 3 show a list of people from the IMA Legacy Caseload who have been granted temporary protection in Australia.
6. Table and Graph 3 and 5 show a list of countries of citizenship which the persons in the caseload claimed upon arrival to Australia. This citizenship may not have been independently confirmed by the Department.
7. Figures exclude certain cohorts of IMAs that do not form part of the IMA Legacy Caseload (for example, medical transferees from a Regional Processing Centre).
8. 'Held detention' includes a small number of IMAs who are in correctional facilities.
9. 'Applications' includes a small number of cases processed under the non-statutory Protection Obligations Determination (POD) or Refugee Status Assessment (RSA) processes that were in place prior to March 2012.
10. 'On hand at Primary' includes persons granted a TPV who have subsequently re-applied for a SHEV. It also includes applications where the applicant has been indicatively found not to be a refugee but the application is in the process of being quality checked prior to the completion of the primary decision.
11. 'Review and other' includes applications at a range of post-primary stages – the merits review (either with the Administrative Appeals Tribunal (AAT), Immigration Assessment Authority (IAA) or in the period during which review can be sought – "the review window"), remittals from review (merits or judicial) undergoing checks prior to finalisation, and applications not elsewhere classified.
12. 'Finalised grants' also includes IMAs granted a visa after a remittal to the Department following a merits or judicial review.
13. 'Finalised refusals' includes applications undergoing ministerial intervention or judicial review.
14. The increase in the number of on-hand applications during the month of August is a direct result of a recent judicial proceeding which re-defined a certain cohort as now being non-UMAs. This cohort have subsequently been allowed to re-apply for protection visas under the non-fast track process.