



Australian Government
Department of Home Affairs

IMA Legacy Caseload

Report on Processing Status and Outcomes

March 2019

This page has been intentionally left blank.

About this report

Coverage

This report provides information on the processing status and outcomes of the applicants who are Illegal Maritime Arrivals (IMAs) and are in the IMA Legacy Caseload.

IMAs can only apply for a Temporary Protection Visa (subclass 785) (TPV) or a Safe Haven Enterprise Visa (subclass 790) (SHEV) if the Minister has made a decision that it is in the public interest to lift a legislative bar on making a valid visa application in Australia. Where the Minister lifts the bar, the Department will advise the IMA that they are eligible to apply for a TPV or a SHEV.

Data sources and currency

The data sources for this report are based on a range of departmental systems. As data has been drawn from a dynamic system environment, the information is correct at the time of publication and figures may differ slightly from previous or future reporting. As an end of month report, the data date used is the closest to the end of the calendar month.

Data for March is at 2 April 2019. Data for February is at 1 March 2019.

Glossary of terms

Country of citizenship – the claimed country of citizenship at the time of lodging an application for a protection visa.

Illegal Maritime Arrival (IMA) – an IMA is a person who entered Australia by sea without authority and became an unlawful non-citizen upon entry. All babies born to IMA parents are also IMAs.

Processing status – relates to the processing stage of an application during the administrative decision-making process, from lodgement to when the application is finalised.

Residence determination – is a determination, which the Minister makes under section 197AB of the *Migration Act 1958* (Cth) that a person can reside at a specified place in the community instead of held detention (previously referred to as 'community placement'). Recipients subject to a residence determination are free to move about the community but are legally detained.

Further information

For further information about the processing arrangements that apply to the IMA Legacy Caseload please visit the Department's website at www.homeaffairs.gov.au

Any comments or enquiries concerning this report should be sent to pv.data@homeaffairs.gov.au quoting the report name and month.

Table 1 shows the number of people in the IMA Legacy Caseload who:

- have submitted a valid application that is currently being processed; or
- had their application finalised – either granted or refused.

Table 1 IMA across main processing stages

Processing stage	March 2019	February 2019
Applied and on hand or at review ¹	9,315	9,638
Applications finalised ²	21,678	21,288
Total³	30,993	30,926

Graph 1 IMA across main processing stages

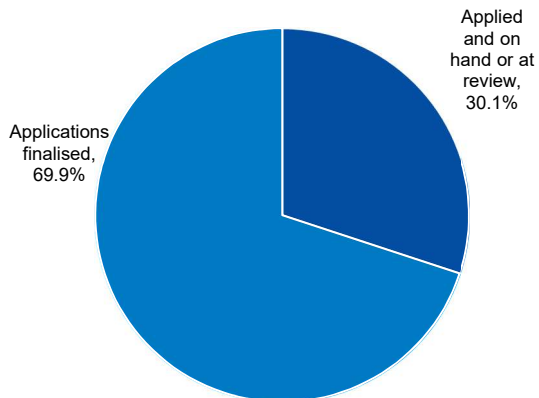


Table 2 State and territory of residence⁴ – finalised grants⁵

State and territory of residence	March 2019	February 2019
New South Wales (NSW)	5,278	5,180
Victoria (Vic)	4,921	4,851
Queensland (Qld)	2,096	2,072
South Australia (SA)	1,522	1,506
Western Australia (WA)	969	975
Australian Capital Territory (ACT)	229	224
Northern Territory (NT)	60	59
Tasmania (Tas)	58	55
Total	15,133	14,922

Graph 2 State and territory of residence – finalised grants

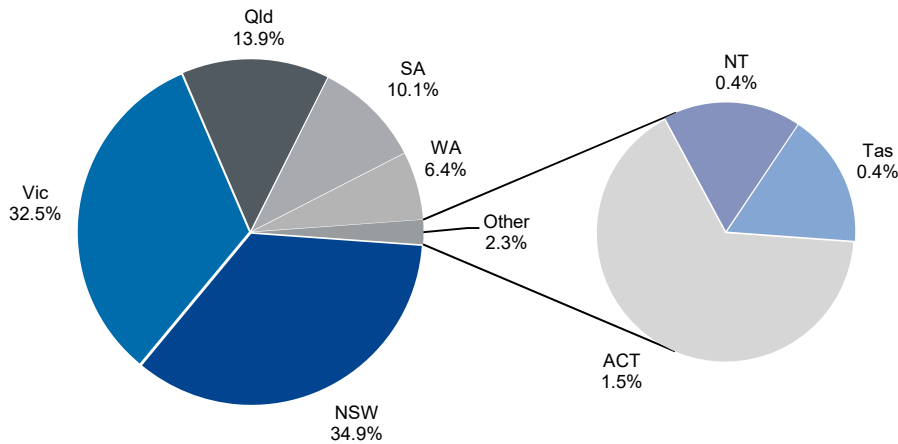


Table 3 Main citizenships⁶ – finalised grants

Country of citizenship	March 2019	February 2019
Iran	4,336	4,287
Afghanistan	3,730	3,695
Sri Lanka	1,970	1,963
Stateless	1,801	1,754
Pakistan	1,090	1,073
Iraq	964	942
Sudan	327	314
Somalia	237	231
Other	678	663
Total	15,133	14,922

Graph 3 Main citizenships – finalised grants

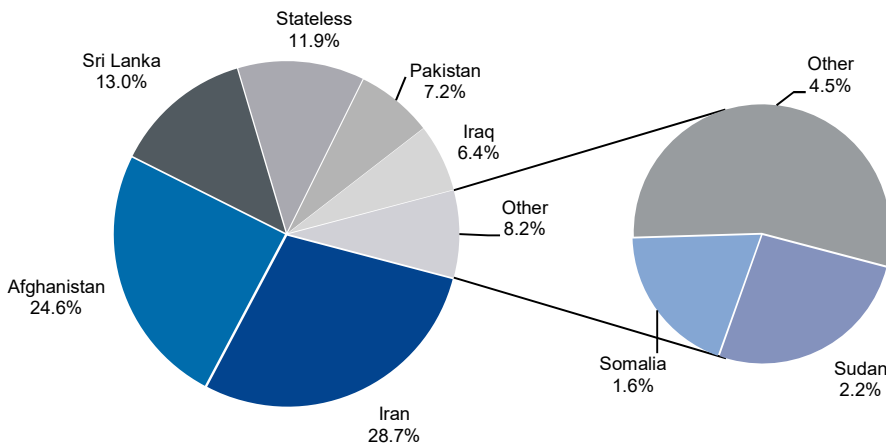


Table 4 State and territory of residence – on hand or at review applications

State and territory of residence	March 2019	February 2019
Victoria (Vic)	4,790	4,893
New South Wales (NSW)	3,553	3,713
South Australia (SA)	460	471
Queensland (Qld)	281	319
Western Australia (WA)	166	176
Australian Capital Territory (ACT)	36	34
Northern Territory (NT)	23	25
Tasmania (Tas)	6	7
Total	9,315	9,638

Graph 4 State and territory of residence – on hand or at review applications

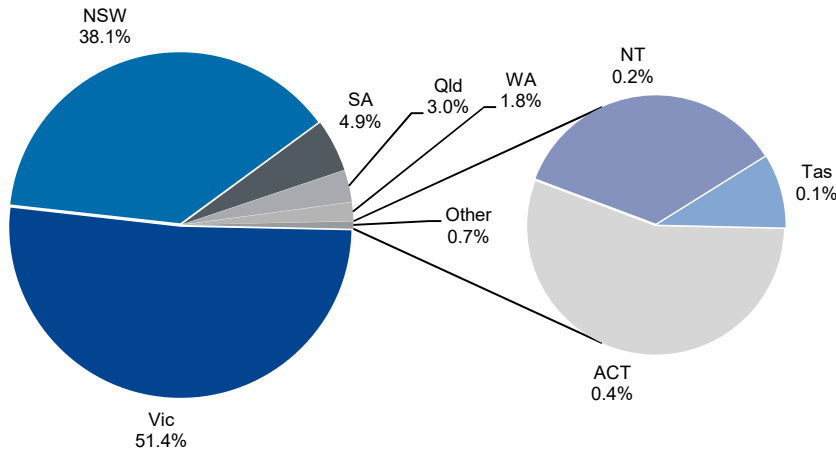


Table 5 Main citizenships – on hand or at review applications

Country of citizenship	March 2019	February 2019
Iran	3,409	3,499
Sri Lanka	1,529	1,579
Stateless	1,104	1,153
Afghanistan	916	954
Pakistan	837	860
Bangladesh	350	352
Vietnam	321	324
Iraq	304	333
Other	545	584
Total	9,315	9,638

Graph 5 Main citizenships – on hand or at review applications

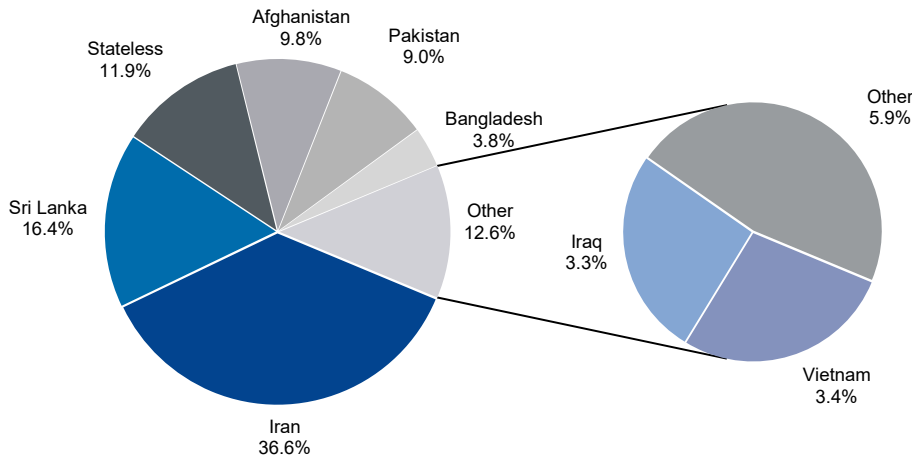


Table 6 Immigration status⁷ – on hand or at review applications

Status	March 2019	February 2019
Held detention ⁸	87	100
Residence determination	11	11
In community	9,217	9,527
Total	9,315	9,638

IMA Legacy Caseload – Processing status

Table 7 Applications⁹ by processing status

Processing status	March 2019			February 2019
	TPV	SHEV	Total	Total
Applied and on hand				
On hand at Primary ¹⁰	959	7,150	8,109	8,378
Review and other ¹¹	421	785	1,206	1,260
Total	1,380	7,935	9,315	9,638
Applications finalised				
Finalised grants ¹²	5,324	9,809	15,133	14,922
Finalised refusals ¹³	2,669	3,876	6,545	6,366
Total	7,993	13,685	21,678	21,288

Technical notes

1. 'Applied and on hand or at review' refers to valid protection visa applications which the Department has received and is currently processing and assessing. It includes applications being processed at a merits review tribunal.
2. 'Applications finalised' refers to applications on which the Department has made a decision – either a grant or refusal, including where the merits review has affirmed the Department's decision. Figures exclude applications that have been finalised for others reasons (for example, where a person departed Australia or applications which are withdrawn).
3. This number represents people from the IMA Legacy Caseload who have submitted a valid application that is currently being processed or had their application finalised – either granted or refused. This is not equal to the total number of people who are considered to have 'ever' been in the IMA Legacy Caseload. For example, people who died or departed prior to their application being finalised are not counted in this total as their applications were not processed to finalisation.
4. State and territory of residence – refers to client's latest reported address, not the address at time of lodgement or decision.
5. Table and Graph 2 and 3 show a list of people from the IMA Legacy Caseload who have been granted temporary protection in Australia.
6. Table and Graph 3 and 5 show a list of countries of citizenship which the persons in the caseload claimed upon arrival to Australia. This citizenship may not have been independently confirmed by the Department.
7. Figures exclude certain cohorts of IMAs that do not form part of the IMA Legacy Caseload (for example, medical transferees from a Regional Processing Centre).
8. 'Held detention' includes a small number of IMAs who are in correctional facilities.
9. 'Applications' includes a small number of cases processed under the non-statutory Protection Obligations Determination (POD) or Refugee Status Assessment (RSA) processes that were in place prior to March 2012.
10. 'On hand at Primary' includes persons granted a TPV who have subsequently re-applied for a SHEV. It also includes applications where the applicant has been indicatively found not to be a refugee but the application is in the process of being quality checked prior to the completion of the primary decision.
11. 'Review and other' includes applications at a range of post-primary stages – the merits review (either with the Administrative Appeals Tribunal (AAT), Immigration Assessment Authority (IAA) or in the period during which review can be sought – "the review window"), remittals from review (merits or judicial) undergoing checks prior to finalisation, and applications not elsewhere classified.
12. 'Finalised grants' also includes IMAs granted a visa after a remittal to the Department following a merits or judicial review.
13. 'Finalised refusals' includes applications undergoing ministerial intervention or judicial review.