



OFFICIAL

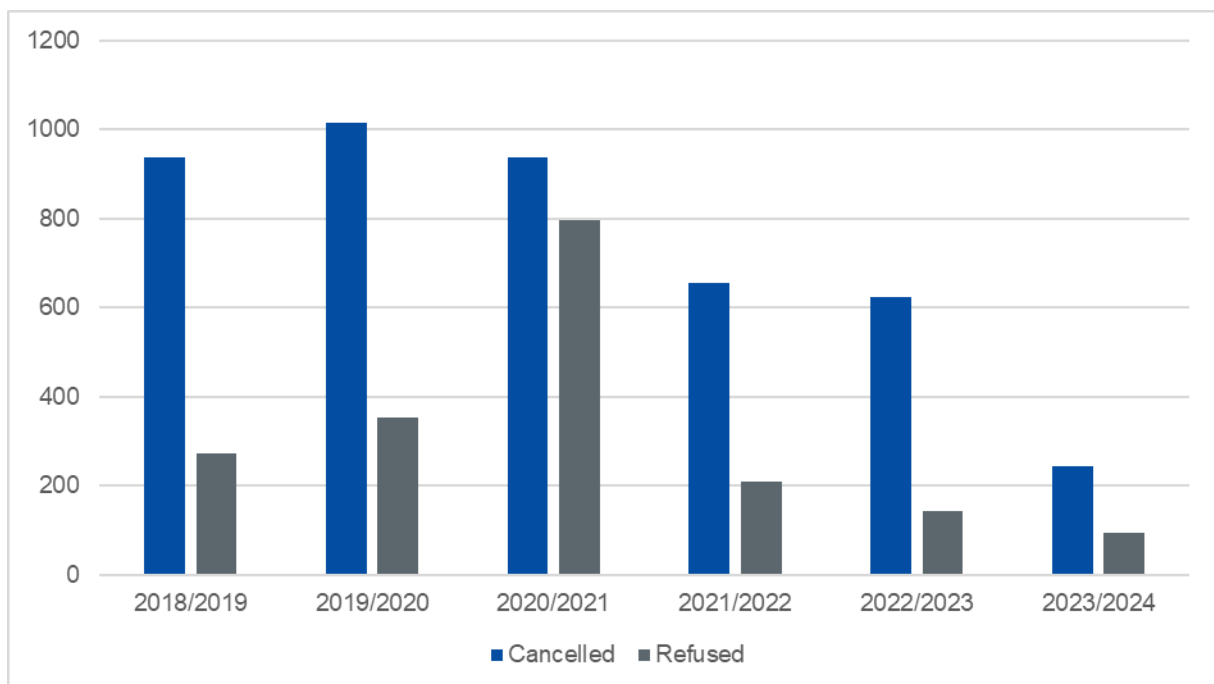
Character (s501) and general cancellation statistics

All statistics in this document are for the financial years 2018-19 to 2023-24 (as at 31 December 2023)

As data has been drawn from a dynamic system environment, the information is correct at the time of publication and figures may differ slightly from previous or future reporting.

Character cancellations and refusals

Figure 1: s501 cancellations and refusals, 1 July 2018 to 31 December 2023



Data does not include 19 ministerial cancellations made for non-citizens subsequently released from detention with a reinstated visa following the Full Federal Court judgment in *Pearson v Minister for Home Affairs* [2022] FCAFC 203 on 22 December 2022. On 13 February 2023, the *Migration Amendment (Aggregate Sentences) Act 2023* validated the first cancellation decisions made for this cohort, resulting in the subsequent ministerial cancellations decisions now considered a nullity at law.

OFFICIAL

OFFICIAL

Table 1: s501 cancellations and refusals, 1 July 2018 to 31 December 2023

Decision	2018-19	2019-20	2020-21	2021-22	2022-23	2023-24
Cancellations	937	1,015	939	656	624	244
Refusals	272	355	798	209	143	95

Character cancellations by power

Figure 2: s501 cancellations under s501(3A) (mandatory cancellations) and other s501 powers (discretionary cancellations), 1 July 2018 to 31 December 2023

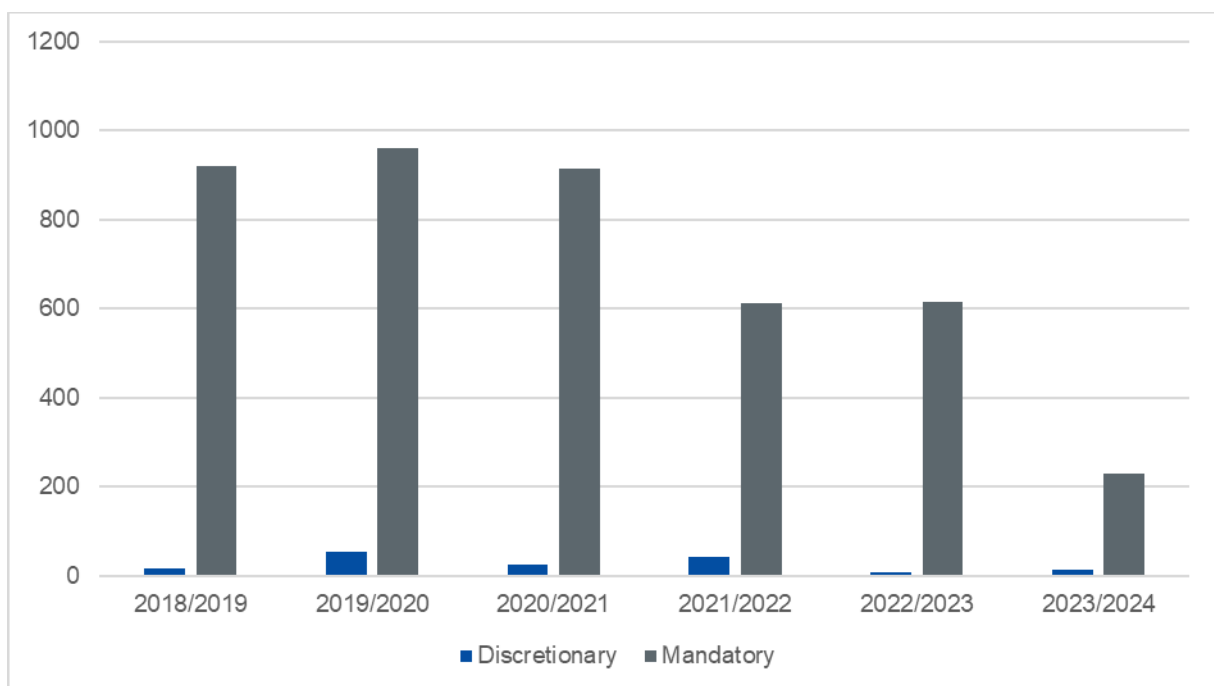


Table 2: s501 cancellations under s501(3A) (mandatory cancellations) and other s501 powers (discretionary cancellations), 1 July 2018 to 31 December 2023

Power	2018-19	2019-20	2020-21	2021-22	2022-23	2023-24
Discretionary	17	54	25	42	9	14
Mandatory	920	961	914	614	615	230
Total	937	1,015	939	656	624	244

Character cancellations by nationality

Figure 3: s501 cancellations with breakdown of the nationality of the person subject to cancellation, 1 July 2018 to 31 December 2023

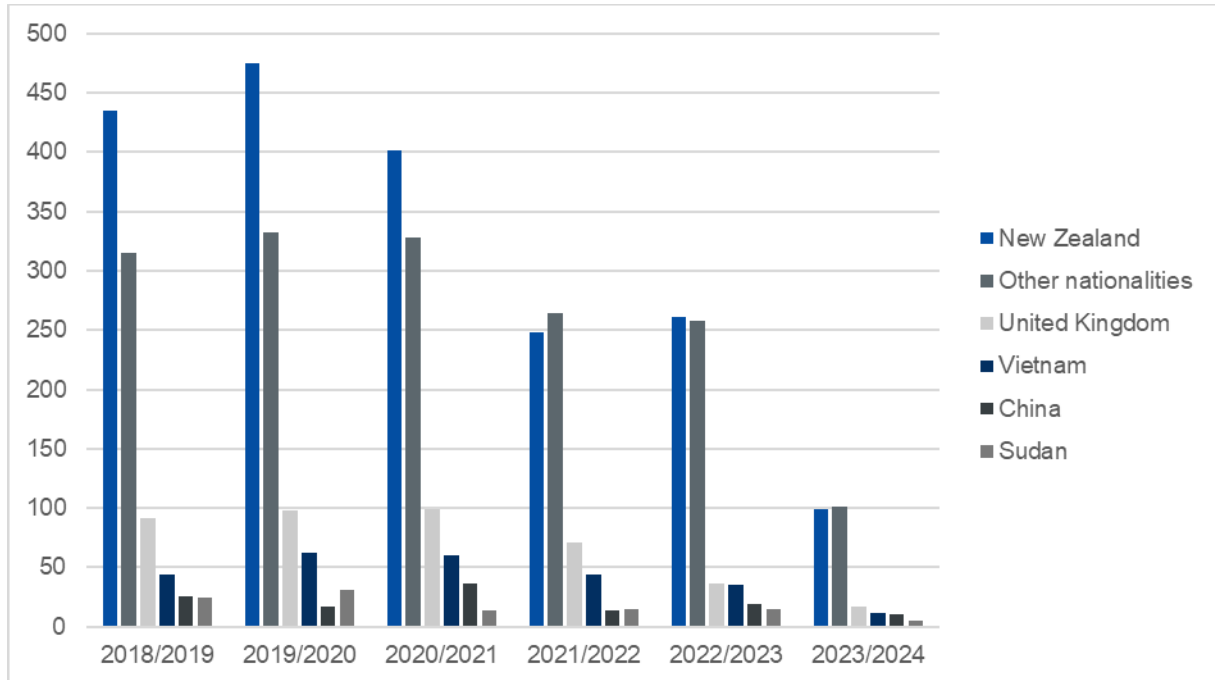
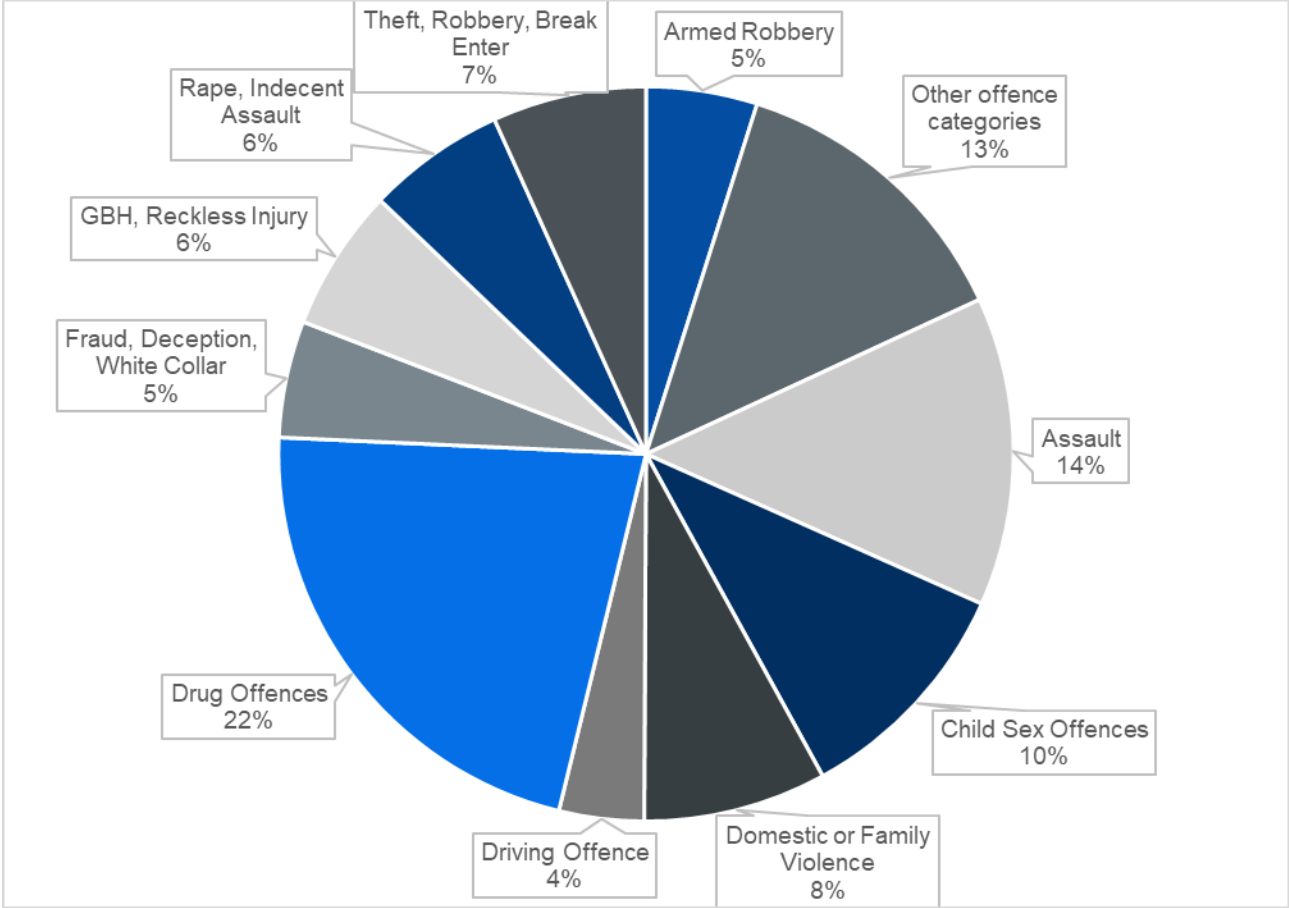


Table 3: s501 cancellations with breakdown of the nationality of the person subject to cancellation), 1 July 2018 to 31 December 2023

Nationality	2018-19	2019-20	2020-21	2021-22	2022-23	2023-24
New Zealand	435	475	402	248	261	99
United Kingdom	92	98	99	71	36	17
Vietnam	44	62	60	44	35	12
China	26	17	36	14	19	10
Sudan	25	31	14	15	15	5
Other nationalities	315	332	328	264	258	101
Total	937	1,015	939	656	624	244

Character cancellations by offending

Figure 4: s501 cancellations by primary category of offending, 1 July 2018 to 31 December 2023



OFFICIAL

Table 4: s501 cancellations by primary category of offending, 1 July 2018 to 31 December 2023

Primary offence category	2018-19	2019-20	2020-21	2021-22	2022-23	2023-24
Drug Offences	197	233	194	145	148	50
Assault	138	170	105	68	82	37
Child Sex Offences	104	100	102	69	54	27
Domestic Violence	67	63	78	73	50	25
Theft, Robbery, Break Enter	58	63	58	38	55	27
GBH, Reckless Injury	60	46	44	63	47	17
Rape, Indecent Assault	44	58	73	35	46	13
Fraud, Deception, White Collar	44	57	45	29	44	8
Armed Robbery	55	72	38	30	11	10
Driving Offence	26	36	27	28	38	10
Other offence categories	144	117	175	78	49	20
Total	937	1,015	939	656	624	244

OFFICIAL

Character cancellation by visa subclass

Figure 5: s501 cancellations by subclass of the visa cancelled, 1 July 2018 to 31 December 2023

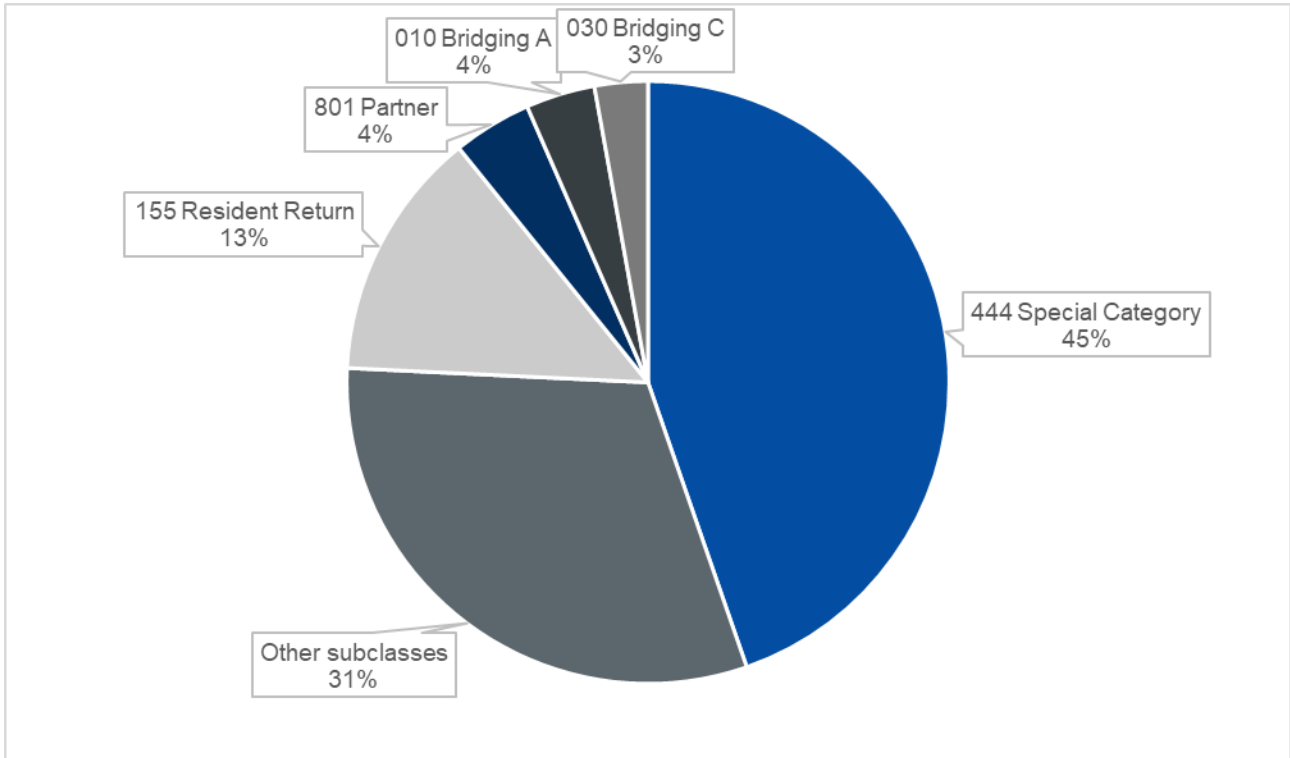


Table 5: s501 cancellations by subclass of the visa cancelled, 1 July 2018 to 31 December 2023

Subclass	2018-19	2019-20	2020-21	2021-22	2022-23	2023-24
444 Special Category	443	486	401	257	283	103
155 Five Year Resident Return	126	155	126	87	73	26
801 Partner	43	39	46	23	26	10
010 Bridging A	15	17	39	34	40	19
030 Bridging C	5	18	24	31	33	15
Other subclasses	305	300	303	224	169	71
Total	937	1,015	939	656	624	244

Revocation decisions following character cancellation

Figure 6: Proportion of revoked and not revoked decisions for revocation requests, 1 July 2018 to 31 December 2023

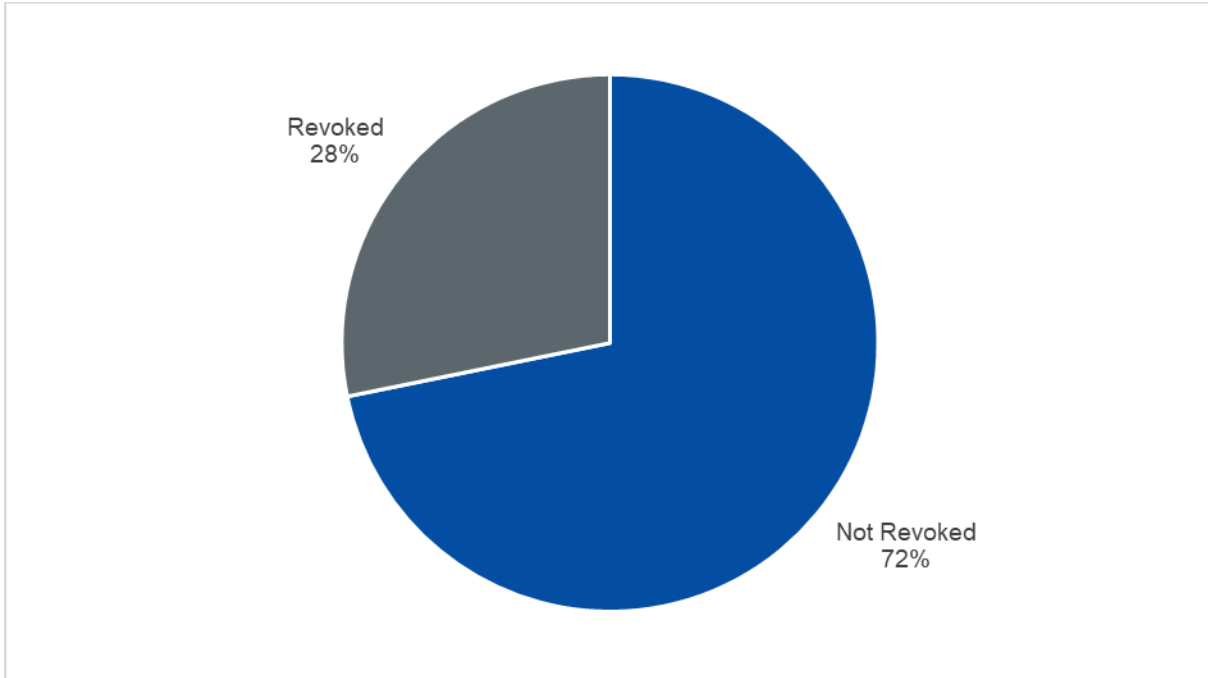
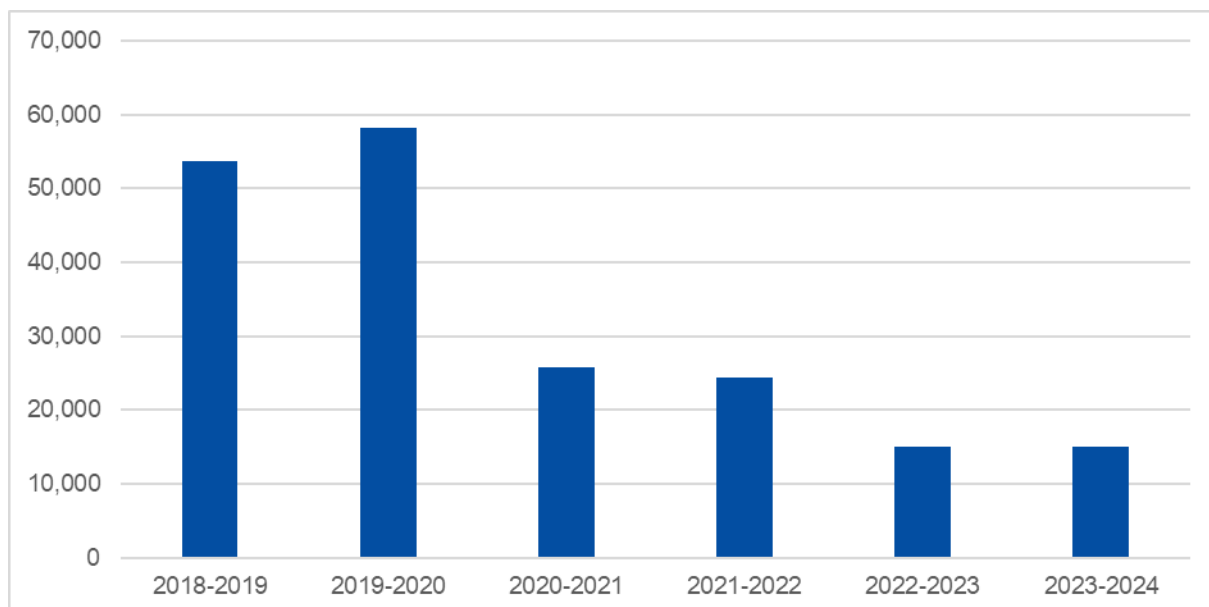


Table 6: Revoked and not revoked decisions for revocation requests, 1 July 2018 to 31 December 2023

Decision	2018-19	2019-20	2020-21	2021-22	2022-23	2023-24
Not Revoked	333	450	438	432	369	227
Revoked	235	252	143	38	144	71
Total	568	702	581	470	513	298

General cancellations

Figure 7: General cancellations*, 1 July 2018 to 31 December 2023



*General cancellations are visa cancellations under powers other than the s501 (character) powers of the Migration Act 1958.

Table 7: General cancellations by power, 1 July 2018 to 31 December 2023

Power	2018-19	2019-20	2020-21	2021-22	2022-23	2023-24
s128 (Holder Overseas)	38,820	46,254	19,374	20,080	10,934	12,104
s140 (Consequential)	7,267	7,366	4,733	2,716	1,949	1,095
s116 (General Power)	6,752	4,149	1,197	924	1,884	1,725
S109 (Incorrect Info)	703	216	275	539	145	55
S134 (Business Visas)	51	102	72	72	112	6
Other powers	131	133	114	86	67	31
Total	53,724	58,220	25,765	24,417	15,091	15,016

General cancellations by nationality

Figure 8: General cancellations with breakdown of the nationality of the person subject to cancellation, 1 July 2018 to 31 December 2023

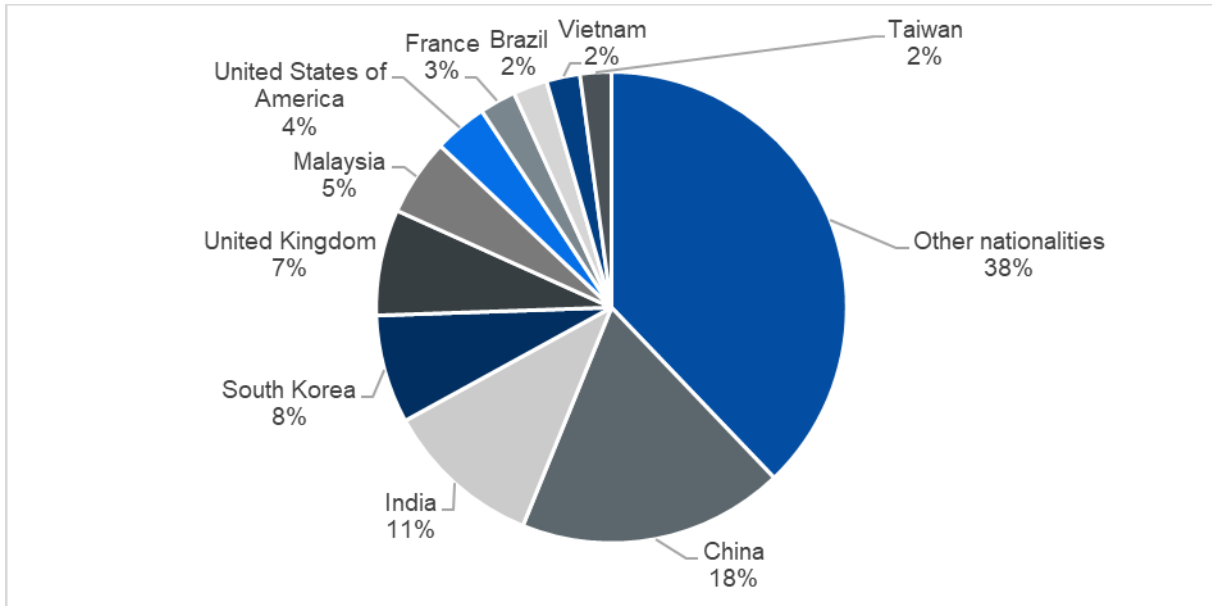


Table 8: General cancellations with breakdown of the nationality of the person subject to cancellation, 1 July 2018 to 31 December 2023

Nationality	2018-19	2019-20	2020-21	2021-22	2022-23	2023-24
China	8,310	9,106	5,546	6,967	2,029	3,208
India	4,829	6,554	3,740	2,556	1,687	1,529
South Korea	3,685	7,279	1,313	1,066	456	495
United Kingdom	5,155	4,367	1,735	1,338	989	425
Malaysia	4,306	3,047	1,044	628	655	490
United States of America	2,034	2,007	1,116	745	525	633
France	1,819	1,593	597	376	250	149
Brazil	1,195	1,468	694	403	458	293
Vietnam	1,022	887	539	763	496	731
Taiwan	1,534	1,342	501	375	182	199
Other nationalities	19,835	20,570	8,940	9,200	7,364	6,864
Total	53,724	58,220	25,765	24,417	15,091	15,016

General cancellations by visa category

Figure 9: General cancellations by category of the visa cancelled**, 1 July 2018 to 31 December 2023

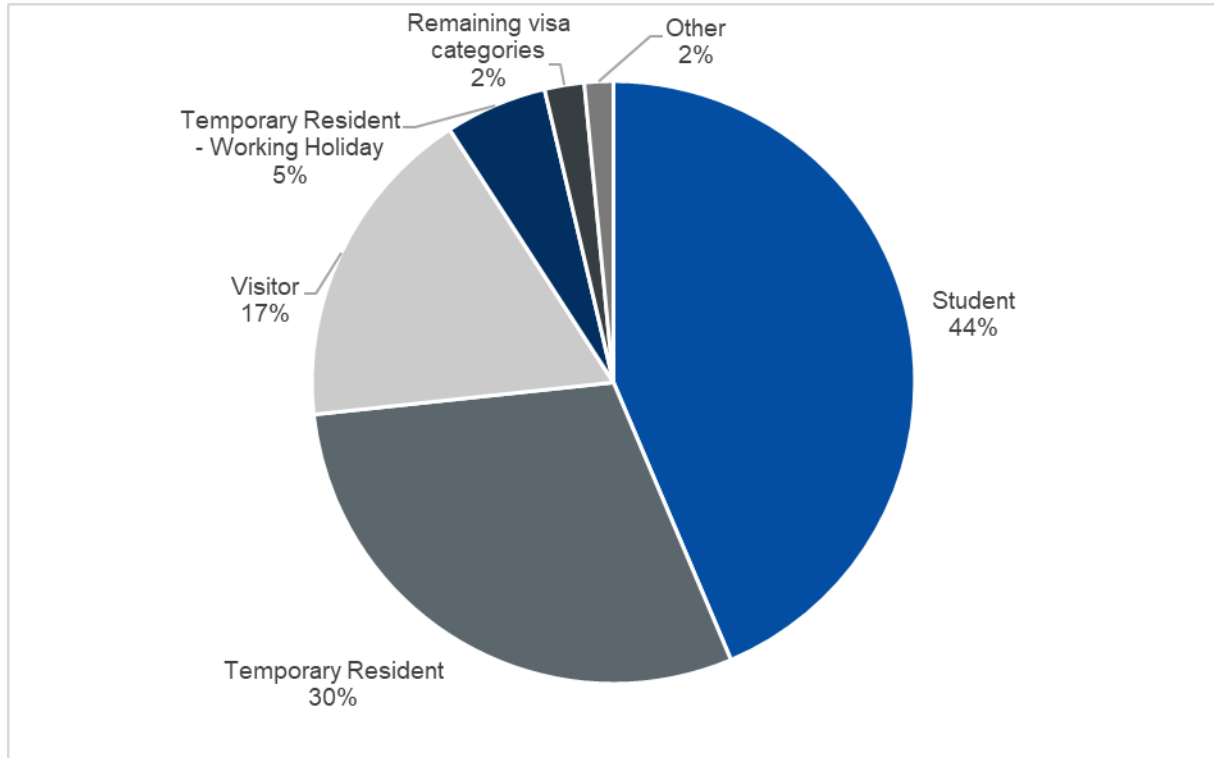


Table 9: General cancellations by category of the visa cancelled, 1 July 2018 to 31 December 2023

Visa category	2018-19	2019-20	2020-21	2021-22	2022-23	2023-24
Student	17,803	22,672	13,415	15,756	4,711	9,510
Temporary Resident	16,725	17,775	10,466	5,438	4,714	1,927
Visitor	11,600	12,240	577	1,507	4,620	3,189
Temporary Resident - Working Holiday	5,650	4,058	221	452	57	83
Other	890	658	476	390	442	129
Remaining visa categories	1,056	817	610	874	547	178
Total	53,724	58,220	25,765	24,417	15,091	15,016