



OFFICIAL

Character (s501) and general cancellation statistics

All statistics in this document are for the financial years 2018-19 to 2022-23 (as at 31 December 2022).

Character cancellations and refusals

Figure 1: s501 cancellations and refusals, 1 July 2018 to 31 December 2022

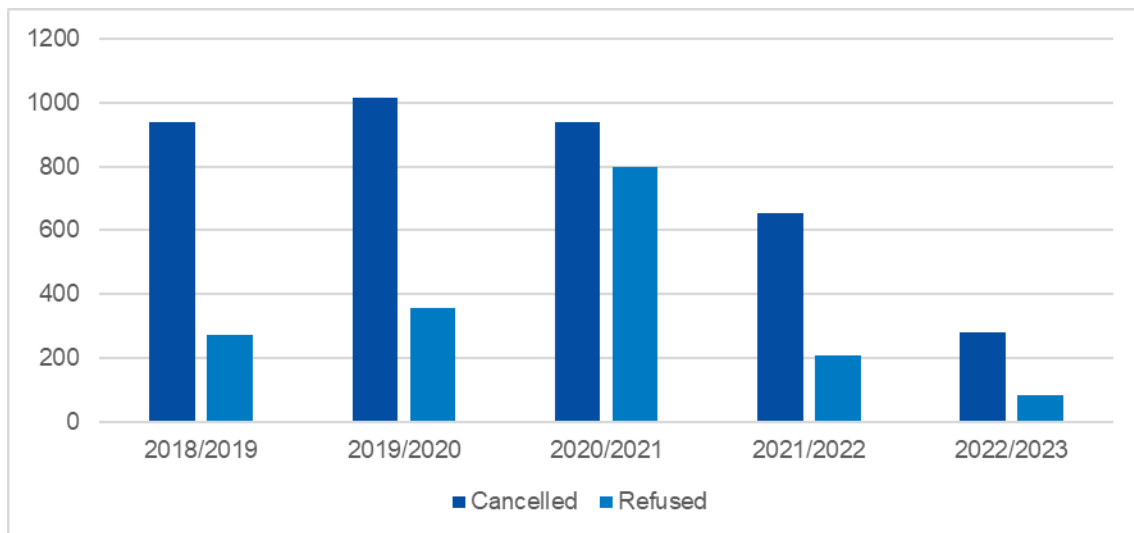


Table 1: s501 cancellations and refusals, 1 July 2018 to 31 December 2022

Decision	2018-19	2019-20	2020-21	2021-22	2022-23 to 31 Dec
Cancellations	937	1015	939	655	282
Refusals	272	355	798	209	84

As data has been drawn from a live systems environment, the figures provided may differ slightly in previous or future reporting.

OFFICIAL

Character cancellations by power

Figure 2: s501 cancellations under s501(3A) (mandatory cancellations) and other s501 powers (discretionary cancellations), 1 July 2018 to 31 December 2022

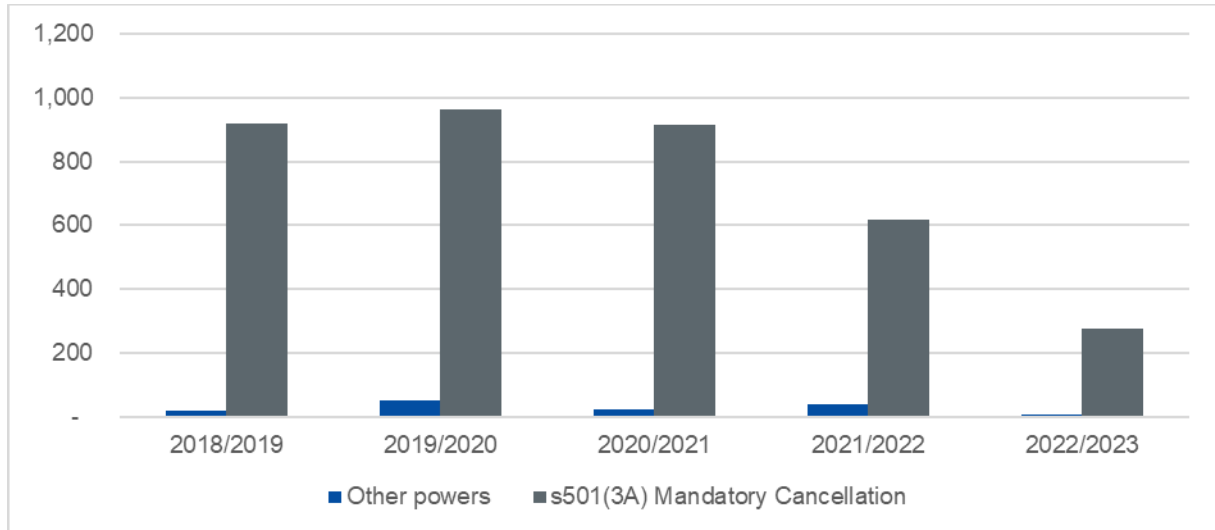


Table 2: s501 cancellations under s501(3A) (mandatory cancellations) and other s501 powers (discretionary cancellations), 1 July 2018 to 31 December 2022

Power	2018-19	2019-20	2020-21	2021-22	2022-23 to 31 Dec
Discretionary	19	53	25	39	6
Mandatory	918	962	914	616	276
Total	937	1015	939	655	282

Character cancellations by nationality

Figure 3: s501 cancellations with breakdown of the nationality of the person subject to cancellation, 1 July 2018 to 31 December 2022

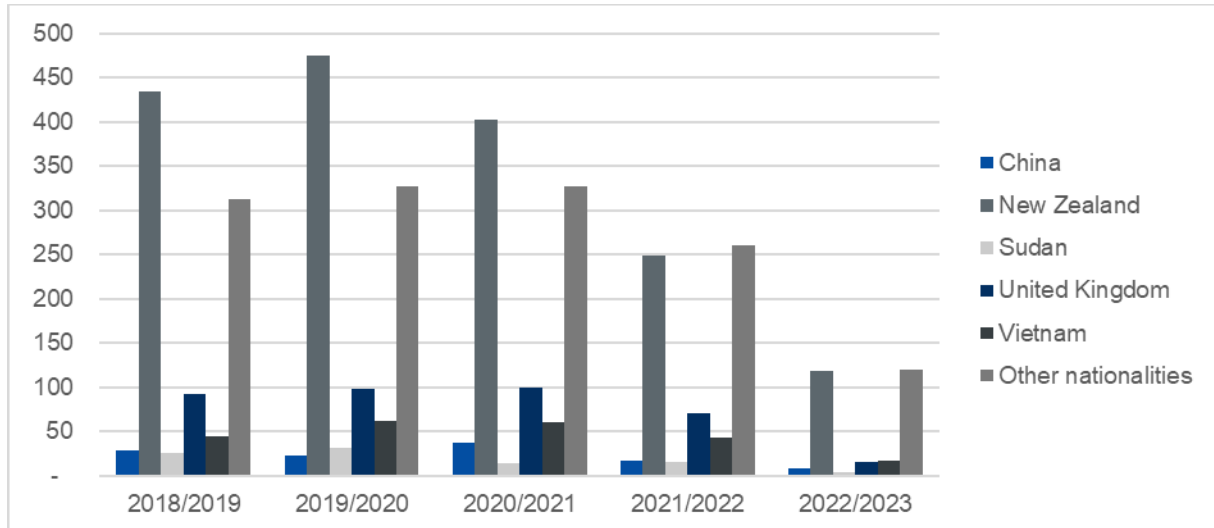
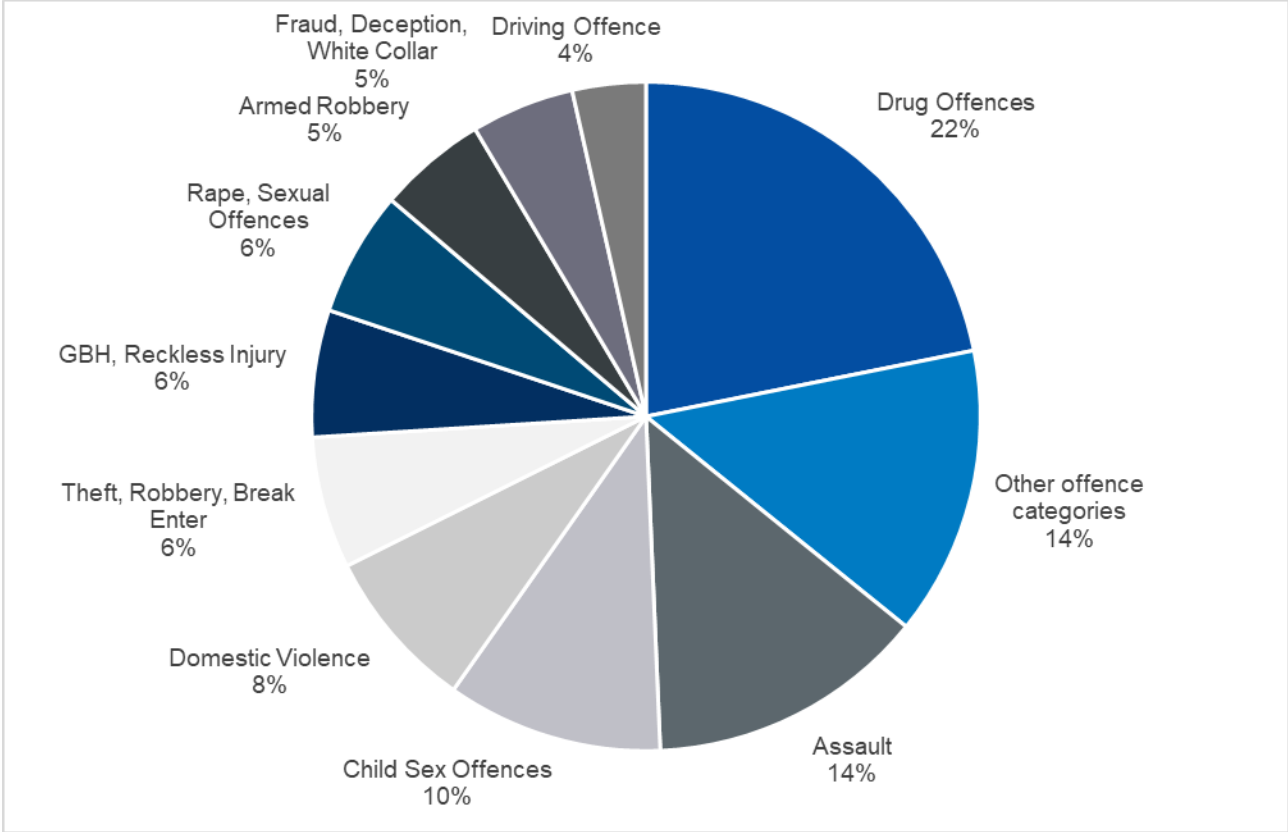


Table 3: s501 cancellations with breakdown of the nationality of the person subject to cancellation), 1 July 2018 to 31 December 2022

Nationality	2018-19	2019-20	2020-21	2021-22	2022-23 to 31 Dec
New Zealand	435	475	402	249	119
United Kingdom	92	98	99	71	15
Vietnam	44	62	60	43	17
China	28	22	37	17	<10
Sudan	25	31	14	15	<5
Other nationalities	313	327	327	260	120
Total	937	1015	939	655	282

Character cancellations by offending

Figure 4: s501 cancellations by primary category of offending, 1 July 2018 to 31 December 2022



OFFICIAL

Table 4: s501 cancellations by primary category of offending, 1 July 2018 to 31 December 2022

Primary offence category	2018-19	2019-20	2020-21	2021-22	2022-23 to 31 Dec
Drug Offences	197	233	194	145	67
Other offence categories	138	117	175	80	25
Assault	138	170	105	67	37
Child Sex Offences	104	100	102	69	25
Domestic Violence	67	63	78	71	22
Theft, Robbery, Break Enter	58	63	58	38	27
GBH, Reckless Injury	60	46	44	63	22
Rape, Sexual Offences	50	58	73	35	16
Armed Robbery	55	72	38	29	7
Fraud, Deception, White Collar	44	57	45	30	15
Driving Offence	26	36	27	28	19
Total	937	1015	939	655	282

Character cancellation by visa subclass

Figure 5: s501 cancellations by subclass of the visa cancelled, 1 July 2018 to 31 December 2022

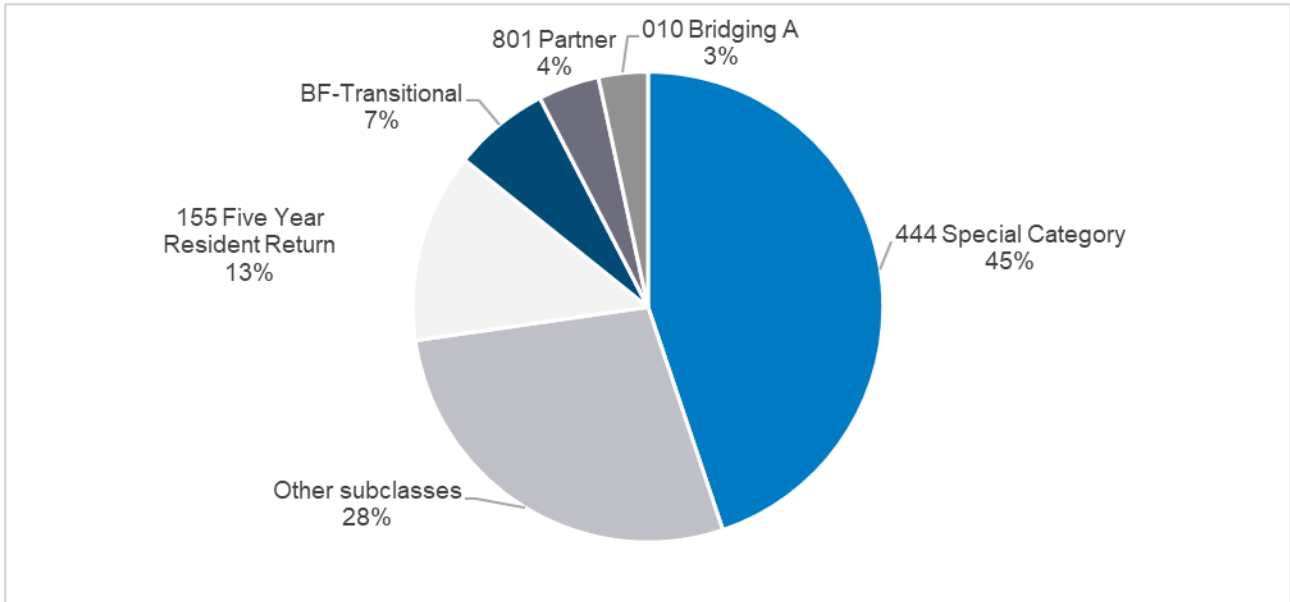


Table 5: s501 cancellations by subclass of the visa cancelled, 1 July 2018 to 31 December 2022

Subclass	2018-19	2019-20	2020-21	2021-22	2022-23 to 31 Dec
444 Special Category	443	486	401	258	129
155 Five Year Resident Return	123	149	122	81	24
BF-Transitional	52	79	75	38	10
801 Partner	43	39	46	23	10
010 Bridging A	15	17	39	34	25
Other subclasses	261	245	256	221	84
Total	937	1015	939	655	282

Revocation following character cancellation

Figure 6: Proportion of revoked and not revoked decisions for cancellations where revocation was requested, 1 July 2018 to 31 December 2022

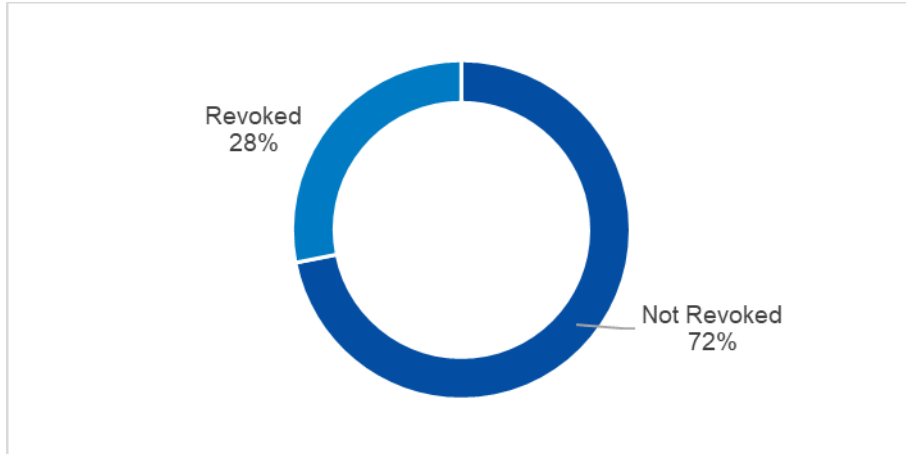
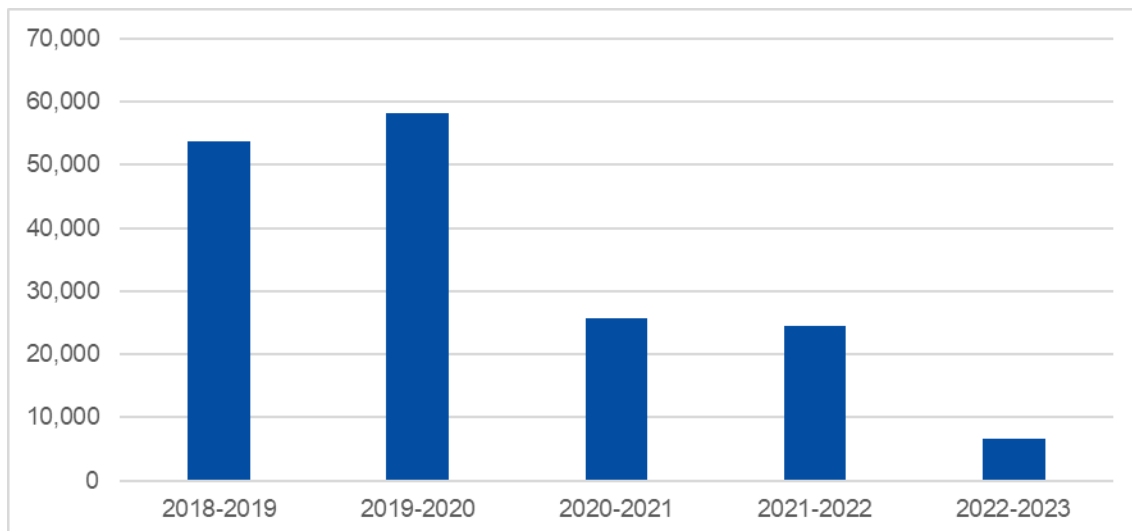


Table 6: Revoked and not revoked decisions for cancellations where revocation was requested, 1 July 2018 to 31 December 2022

Decision	2018-19	2019-20	2020-21	2021-22	2022-23 to 31 Dec
Not Revoked	332	450	438	434	219
Revoked	235	252	143	38	64
Total	567	702	581	472	283

General cancellations

Figure 7: General cancellations*, 1 July 2018 to 31 December 2022



*General cancellations are visa cancellations under powers other than the s501 (character) powers of the Migration Act 1958.

Table 7: General cancellations by power, 1 July 2018 to 31 December 2022

Power	2018-19	2019-20	2020-21	2021-22	2022-23 to 31 Dec
s128 (Holder Overseas)	38,820	46,254	19,374	20,082	4,556
s140 (Consequential)	7,267	7,366	4,732	2,713	1,075
s116 (General Power)	6,753	4,149	1,198	927	862
Other powers	182	235	197	151	103
s109 (Incorrect Info)	703	216	275	539	87
Total	53,725	58,220	25,776	24,412	6,683

General cancellations by nationality

Figure 8: General cancellations with breakdown of the nationality of the person subject to cancellation, 1 July 2018 to 31 December 2022

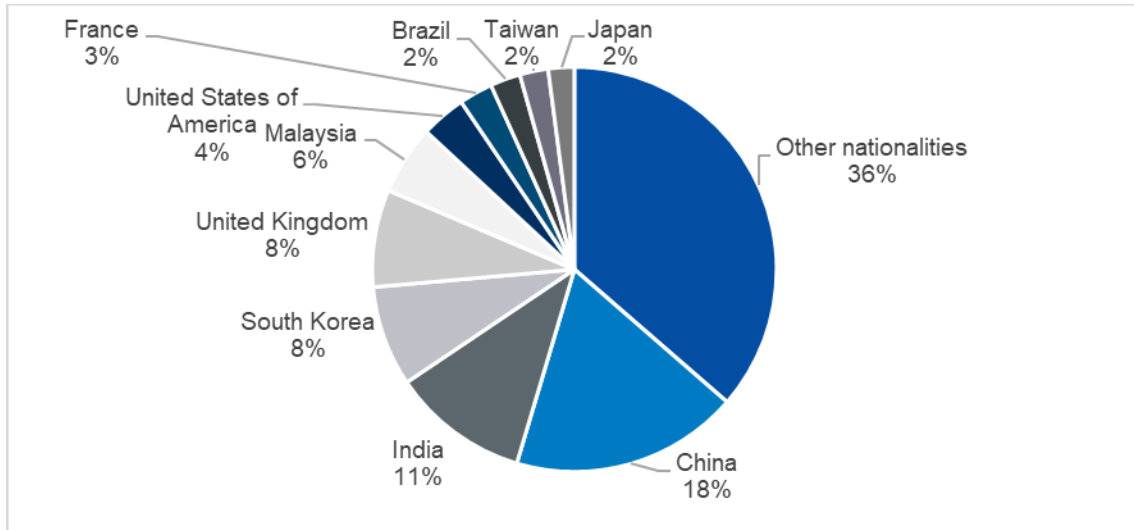


Table 8: General cancellations with breakdown of the nationality of the person subject to cancellation, 1 July 2018 to 31 December 2022

Nationality	2018-19	2019-20	2020-21	2021-22	2022-23 to 31 Dec
China	8,310	9,106	5,546	6,968	853
India	4,829	6,554	3,745	2,556	834
United Kingdom	5,155	4,367	1,735	1,339	540
Brazil	1,195	1,468	694	404	320
Malaysia	4,306	3,047	1,050	623	310
South Korea	3,685	7,279	1,313	1,066	212
United States of America	2,034	2,007	1,116	745	196
Japan	1,127	1,237	605	390	163
France	1,819	1,593	597	376	160
Taiwan	1,534	1,342	501	376	87
Other nationalities	19,731	20,220	8,874	9,569	3,008
Total	53,725	58,220	25,776	24,412	6,683

General cancellations by visa subclass

Figure 9: General cancellations by subclass type of the visa cancelled, 1 July 2018 to 31 December 2022

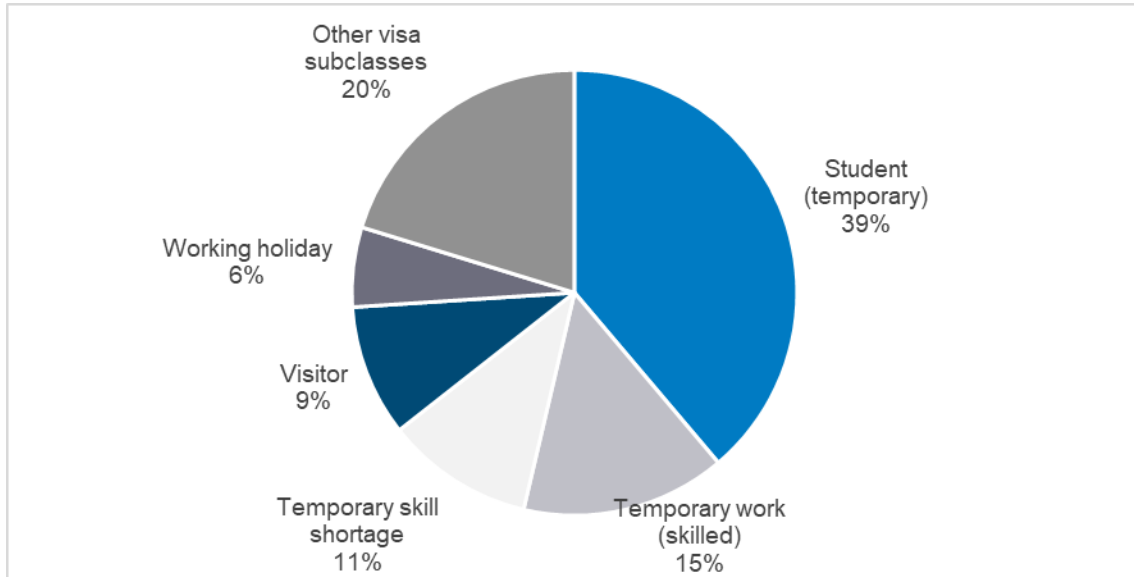


Table 9: General cancellations by subclass type of the visa cancelled, 1 July 2018 to 31 December 2022

Visa subclass type	2018-19	2019-20	2020-21	2021-22	2022-23 to 31 Dec
Student (temporary)	13,651	21,227	13,154	15,702	1,799
Temporary work (skilled)	13,653	8,617	2,365	417	26
Temporary skill shortage	5,081	8,534	130	1,089	1,292
Visitor	5,330	3,779	212	427	15
Working holiday	662	5,537	6,632	3,422	1,880
Other visa subclasses	15,348	10,526	3,283	3,355	1,671
Total	53,725	58,220	25,776	24,412	6,683