



OFFICIAL

Character (s501) and general cancellation statistics

All statistics in this document are for the financial years 2018-19 to 2023-24 (as at 30 June 2024)

As data has been drawn from a dynamic system environment, the information is correct at the time of publication and figures may differ slightly from previous or future reporting.

Character cancellations and refusals

Figure 1: s501 cancellations and refusals, 1 July 2018 to 30 June 2024

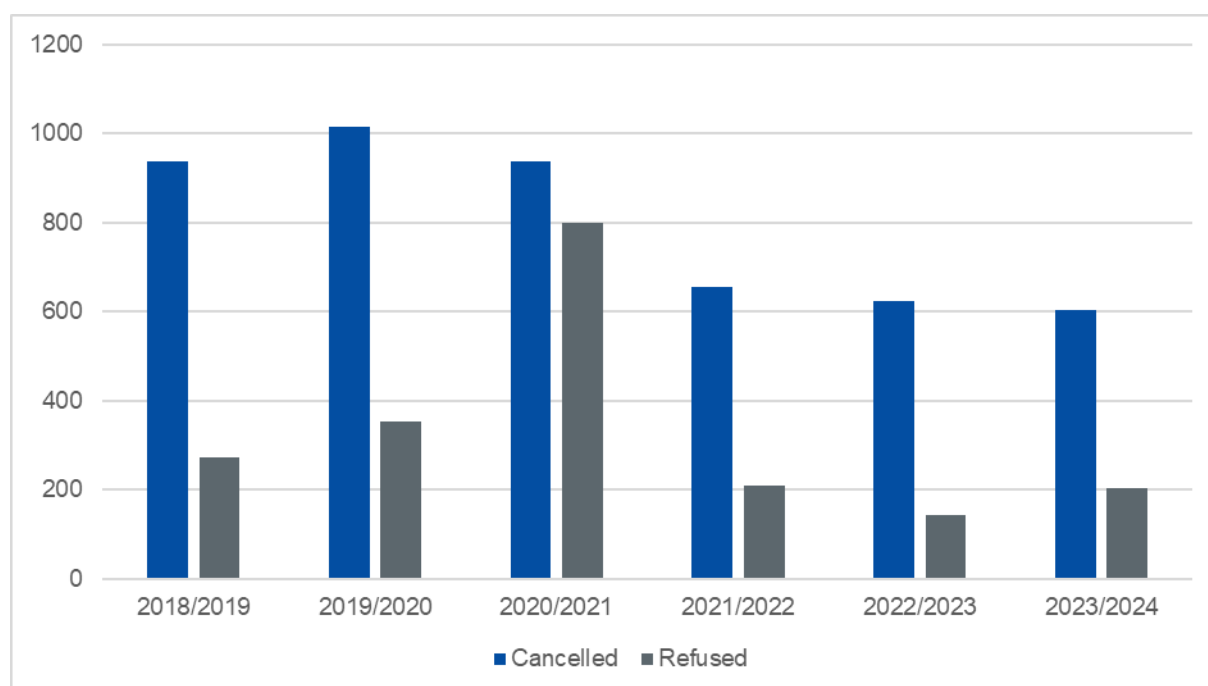


Table 1: s501 cancellations and refusals, 1 July 2018 to 30 June 2024

| Decision | 2018-19 | 2019-20 | 2020-21 | 2021-22 | 2022-23 | 2023-24 |
|---------------|---------|---------|---------|---------|---------|---------|
| Cancellations | 937 | 1,015 | 938 | 656 | 625 | 603 |
| Refusals | 272 | 355 | 799 | 209 | 143 | 203 |

Data does not include 19 ministerial cancellations made for non-citizens subsequently released from detention with a reinstated visa following the Full Federal Court judgment in *Pearson v Minister for Home Affairs* [2022] FCAFC 203 on 22 December 2022. On 13 February 2023, the *Migration Amendment (Aggregate Sentences) Act 2023* validated the first cancellation decisions made for this cohort, resulting in the subsequent ministerial cancellations decisions now considered a nullity at law.

OFFICIAL

Character cancellations by power

Figure 2: s501 cancellations under s501(3A) (mandatory cancellations) and other s501 powers (discretionary cancellations), 1 July 2018 to 30 June 2024

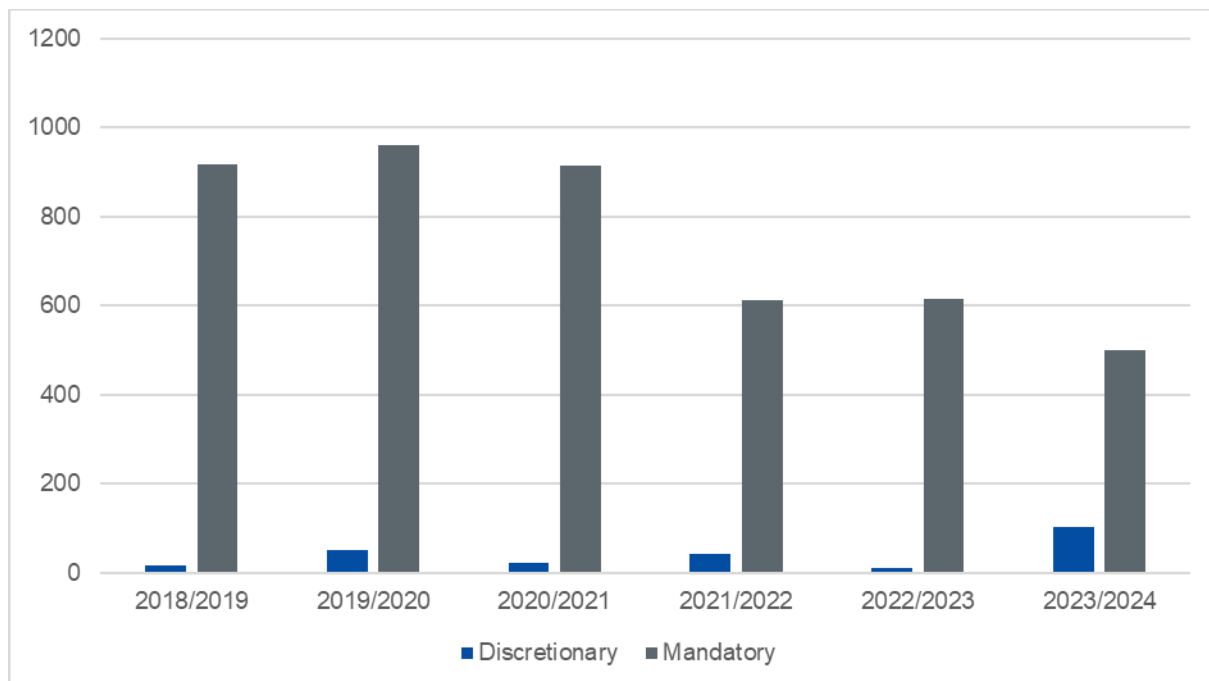


Table 2: s501 cancellations under s501(3A) (mandatory cancellations) and other s501 powers (discretionary cancellations), 1 July 2018 to 30 June 2024

| Power | 2018-19 | 2019-20 | 2020-21 | 2021-22 | 2022-23 | 2023-24 |
|---------------|---------|---------|---------|---------|---------|---------|
| Discretionary | 18 | 53 | 24 | 42 | 10 | 102 |
| Mandatory | 919 | 962 | 914 | 614 | 615 | 501 |
| Total | 937 | 1,015 | 938 | 656 | 625 | 603 |

Character cancellations by citizenship

Figure 3: s501 cancellations with breakdown of the citizenship of the person subject to cancellation, 1 July 2018 to 30 June 2024

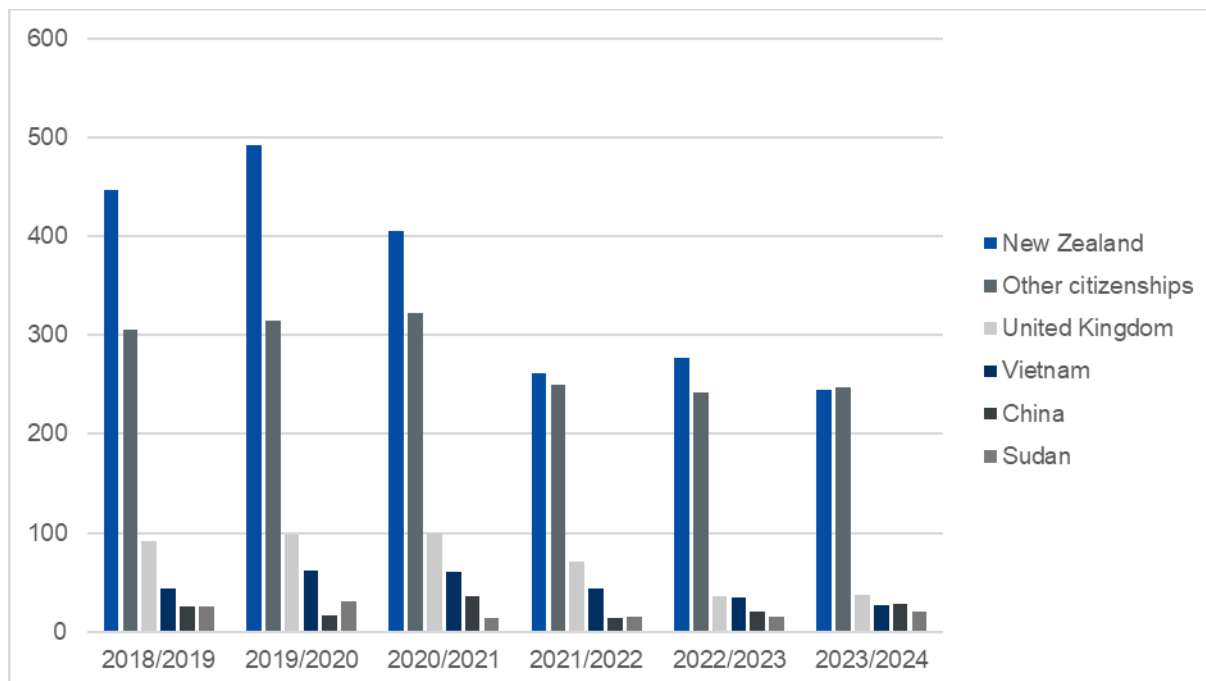
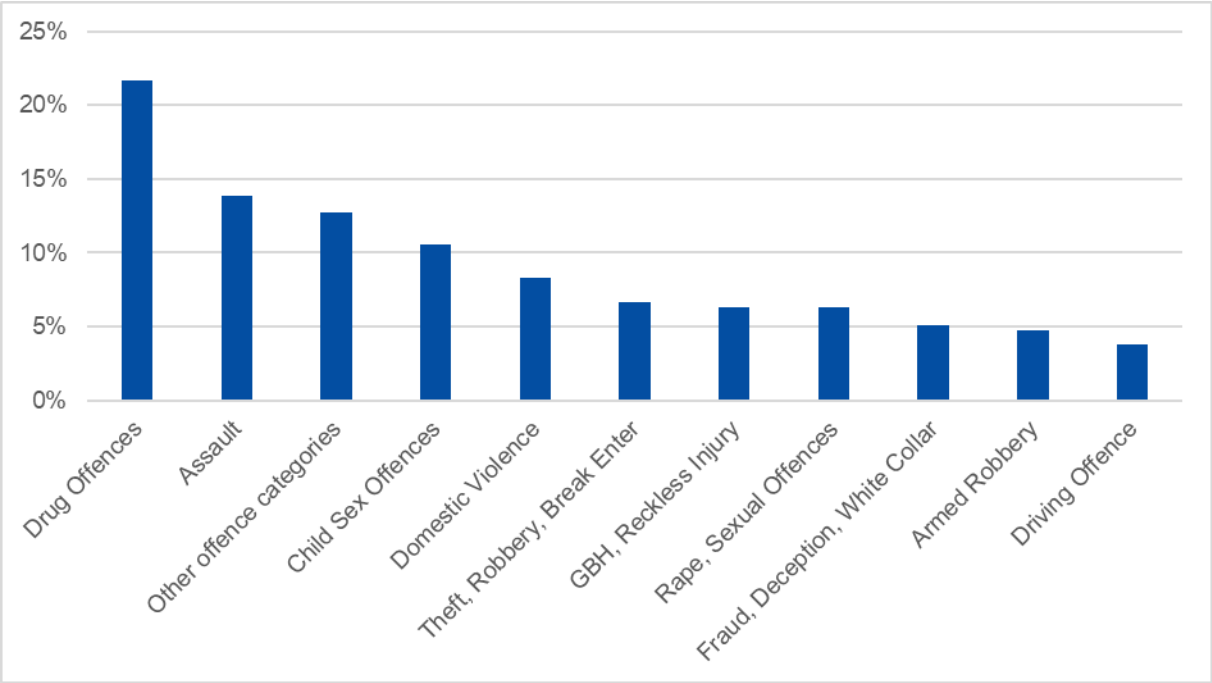


Table 3: s501 cancellations with breakdown of the citizenship of the person subject to cancellation, 1 July 2018 to 30 June 2024

| Citizenship | 2018-19 | 2019-20 | 2020-21 | 2021-22 | 2022-23 | 2023-24 |
|--------------------|---------|---------|---------|---------|---------|---------|
| New Zealand | 447 | 492 | 406 | 262 | 277 | 244 |
| United Kingdom | 91 | 98 | 99 | 71 | 36 | 37 |
| Vietnam | 44 | 62 | 60 | 44 | 35 | 27 |
| China | 25 | 17 | 36 | 14 | 20 | 28 |
| Sudan | 25 | 31 | 14 | 15 | 15 | 20 |
| Other citizenships | 305 | 315 | 323 | 250 | 242 | 247 |
| Total | 937 | 1,015 | 938 | 656 | 625 | 603 |

Character cancellations by offending

Figure 4: s501 cancellations by primary category of offending, 1 July 2018 to 30 June 2024



OFFICIAL

Table 4: s501 cancellations by primary category of offending, 1 July 2018 to 30 June 2024

| Primary offence category | 2018-19 | 2019-20 | 2020-21 | 2021-22 | 2022-23 | 2023-24 |
|---------------------------------------|------------|--------------|------------|------------|------------|------------|
| Drug Offences | 197 | 232 | 193 | 145 | 148 | 119 |
| Assault | 138 | 170 | 105 | 68 | 82 | 97 |
| Child Sex Offences | 104 | 100 | 102 | 69 | 54 | 74 |
| Domestic Violence | 67 | 65 | 81 | 74 | 50 | 58 |
| Theft, Robbery, Break Enter | 58 | 62 | 57 | 37 | 55 | 49 |
| GBH, Reckless Injury | 60 | 48 | 44 | 63 | 48 | 40 |
| Rape, Sexual Offences | 50 | 58 | 72 | 35 | 46 | 40 |
| Fraud, Deception, White Collar | 44 | 57 | 45 | 29 | 44 | 22 |
| Armed Robbery | 55 | 72 | 38 | 30 | 11 | 22 |
| Driving Offence | 26 | 36 | 26 | 28 | 38 | 27 |
| Other offence categories | 138 | 115 | 175 | 78 | 49 | 55 |
| Total | 937 | 1,015 | 938 | 656 | 625 | 603 |

Character cancellation by visa subclass

Figure 5: s501 cancellations by subclass of the visa cancelled, 1 July 2018 to 30 June 2024

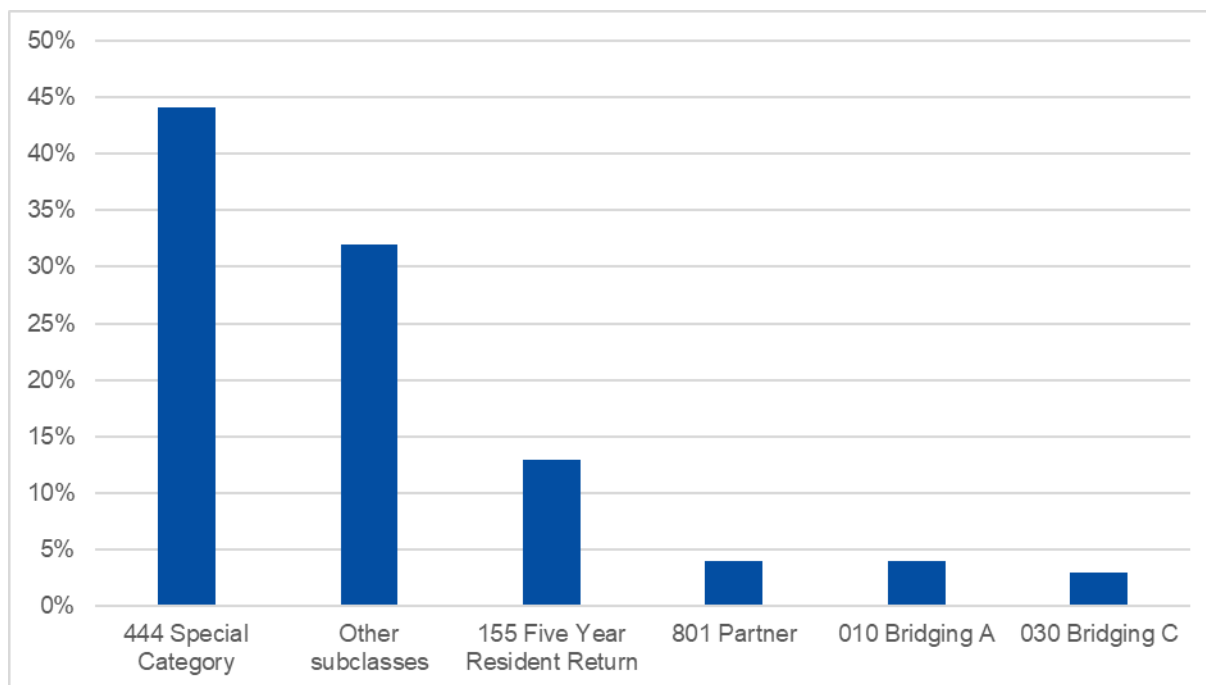


Table 5: s501 cancellations by subclass of the visa cancelled, 1 July 2018 to 30 June 2024

| Subclass | 2018-19 | 2019-20 | 2020-21 | 2021-22 | 2022-23 | 2023-24 |
|--------------------------------------|------------|--------------|------------|------------|------------|------------|
| 444 Special Category | 442 | 486 | 401 | 254 | 282 | 239 |
| 155 Five Year Resident Return | 123 | 149 | 121 | 83 | 71 | 71 |
| 801 Partner | 41 | 39 | 43 | 22 | 23 | 24 |
| 010 Bridging A | 17 | 18 | 38 | 35 | 39 | 44 |
| 030 Bridging C | 5 | 17 | 24 | 31 | 33 | 30 |
| Other subclasses | 309 | 306 | 311 | 231 | 177 | 195 |
| Total | 937 | 1,015 | 938 | 656 | 625 | 603 |

Revocation decisions following character cancellation

Figure 6: Proportion of revoked and not revoked decisions for revocation requests, 1 July 2018 to 30 June 2024

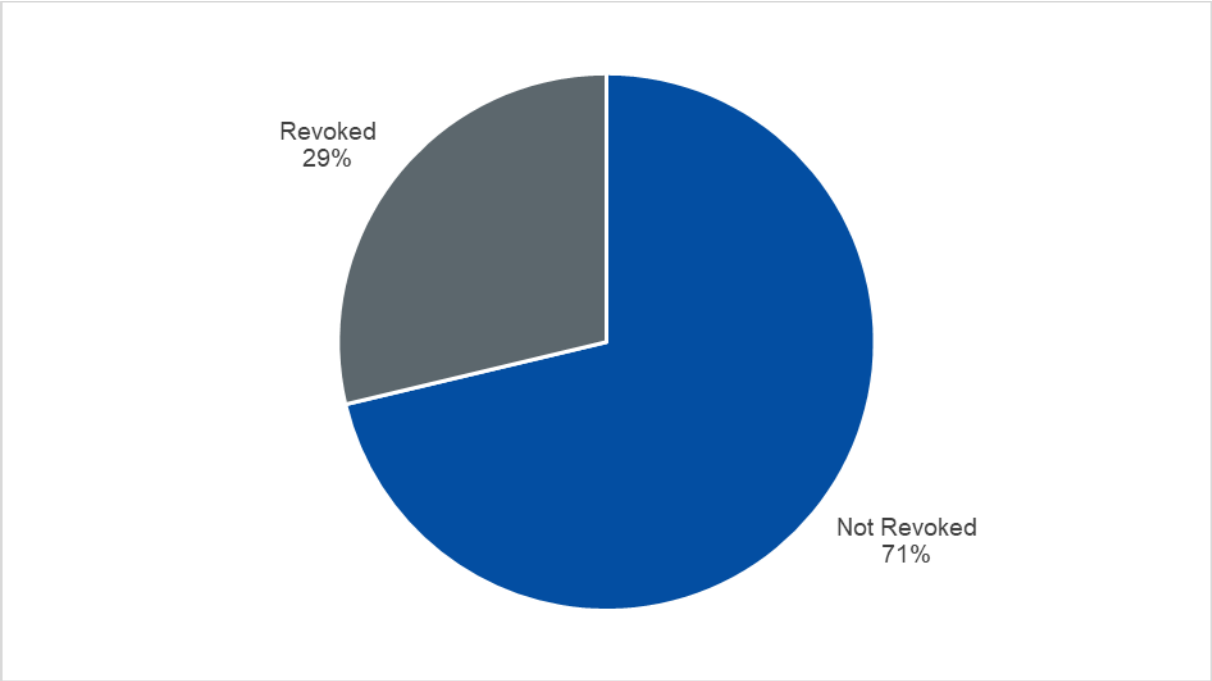
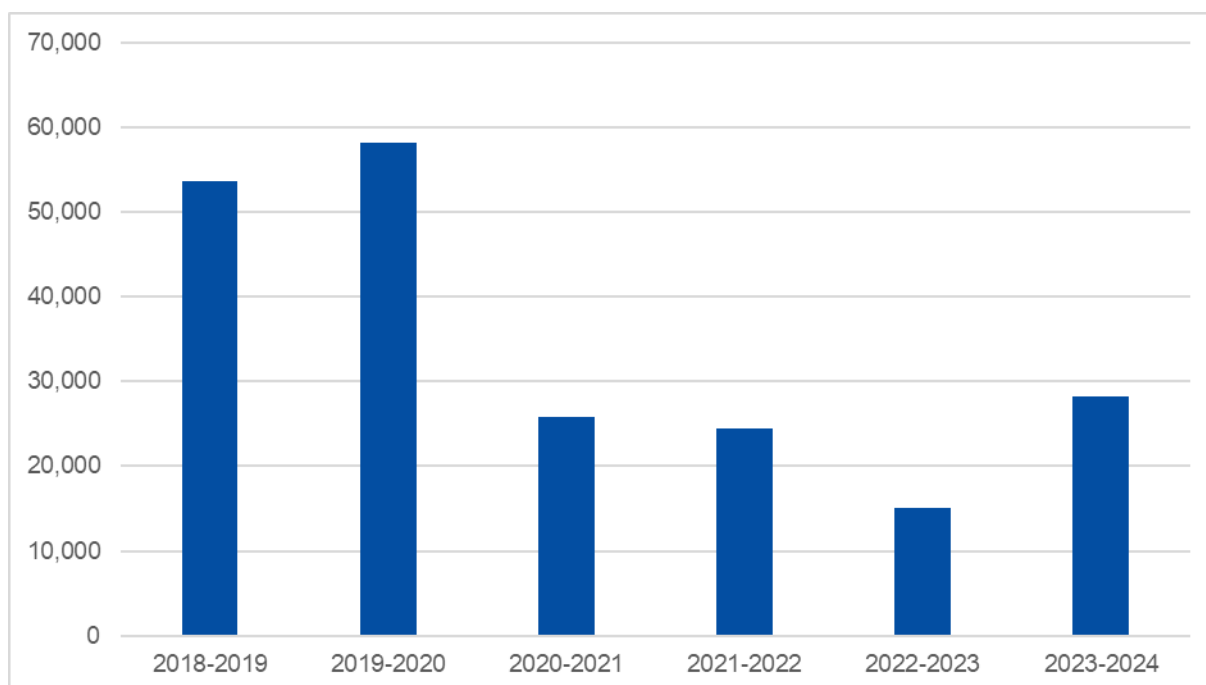


Table 6: Revoked and not revoked decisions for revocation requests, 1 July 2018 to 30 June 2024

| Decision | 2018-19 | 2019-20 | 2020-21 | 2021-22 | 2022-23 | 2023-24 |
|-------------|---------|---------|---------|---------|---------|---------|
| Not Revoked | 333 | 450 | 437 | 430 | 368 | 335 |
| Revoked | 235 | 252 | 143 | 38 | 144 | 137 |
| Total | 568 | 702 | 580 | 468 | 512 | 472 |

General cancellations

Figure 7: General cancellations*, 1 July 2018 to 30 June 2024



*General cancellations are visa cancellations under powers other than the s501 (character) powers of the Migration Act 1958.

Table 7: General cancellations by power, 1 July 2018 to 30 June 2024

| Power | 2018-19 | 2019-20 | 2020-21 | 2021-22 | 2022-23 | 2023-24 |
|-------------------------------|---------------|---------------|---------------|---------------|---------------|---------------|
| s128 (Holder Overseas) | 38,820 | 46,254 | 19,374 | 20,080 | 10,934 | 22,822 |
| s140 (Consequential) | 7,267 | 7,366 | 4,733 | 2,716 | 1,949 | 2,048 |
| s116 (General Power) | 6,752 | 4,149 | 1,197 | 924 | 1,884 | 3,189 |
| S109 (Incorrect Info) | 703 | 216 | 275 | 539 | 145 | 129 |
| S134 (Business Visas) | 51 | 102 | 72 | 72 | 112 | 8 |
| Other powers | 131 | 133 | 114 | 86 | 67 | 64 |
| Total | 53,724 | 58,220 | 25,765 | 24,417 | 15,091 | 28,260 |

General cancellations by citizenship

Figure 8: General cancellations with breakdown of the citizenship of the person subject to cancellation, 1 July 2018 to 30 June 2024

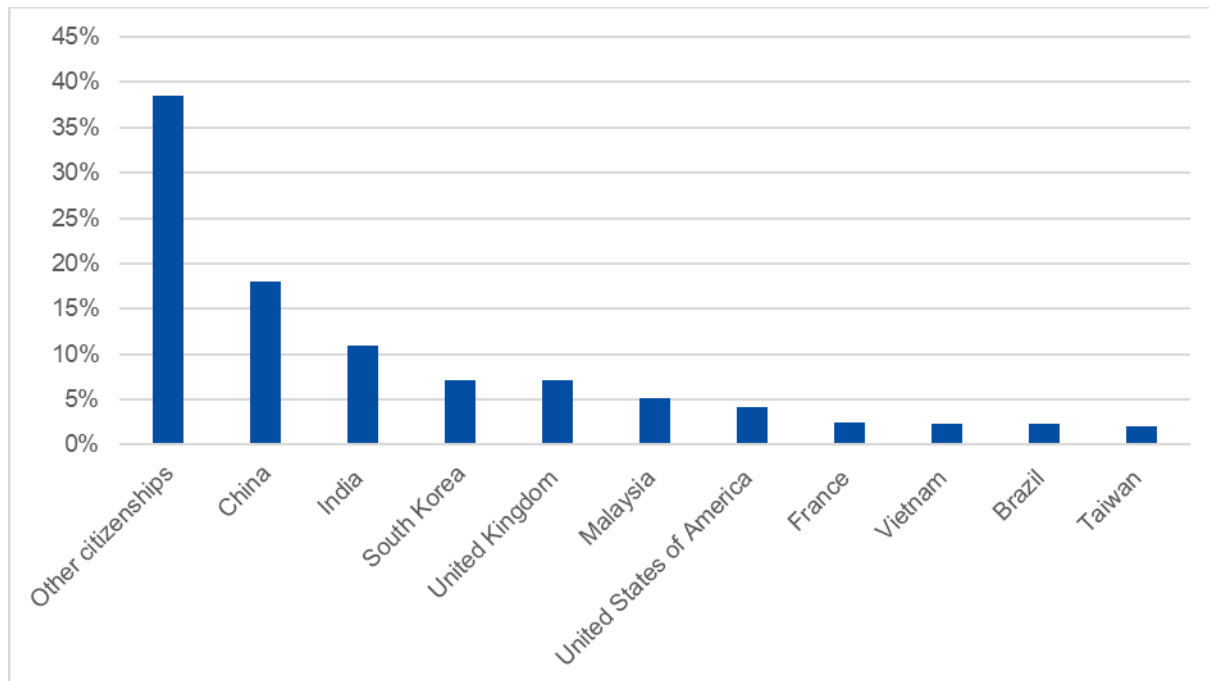


Table 8: General cancellations with breakdown of the citizenship of the person subject to cancellation, 1 July 2018 to 30 June 2024

| Citizenship | 2018-19 | 2019-20 | 2020-21 | 2021-22 | 2022-23 | 2023-24 |
|--------------------------|---------------|---------------|---------------|---------------|---------------|---------------|
| China | 8,308 | 9,104 | 5,544 | 6,966 | 2,029 | 5,032 |
| India | 4,829 | 6,554 | 3,740 | 2,556 | 1,687 | 3,123 |
| South Korea | 3,682 | 7,276 | 1,313 | 1,065 | 455 | 790 |
| United Kingdom | 5,129 | 4,342 | 1,730 | 1,324 | 980 | 1,024 |
| Malaysia | 4,306 | 3,047 | 1,044 | 628 | 655 | 817 |
| United States of America | 2,034 | 2,007 | 1,116 | 745 | 525 | 2,056 |
| France | 1,819 | 1,593 | 597 | 376 | 250 | 355 |
| Vietnam | 1,019 | 887 | 539 | 763 | 496 | 1,147 |
| Brazil | 1,195 | 1,468 | 694 | 403 | 458 | 493 |
| Taiwan | 1,534 | 1,342 | 501 | 375 | 182 | 364 |
| Other citizenships | 19,869 | 20,600 | 8,947 | 9,216 | 7,374 | 13,059 |
| Total | 53,724 | 58,220 | 25,765 | 24,417 | 15,091 | 28,260 |

General cancellations by visa category

Figure 9: General cancellations by category of the visa cancelled, 1 July 2018 to 30 June 2024

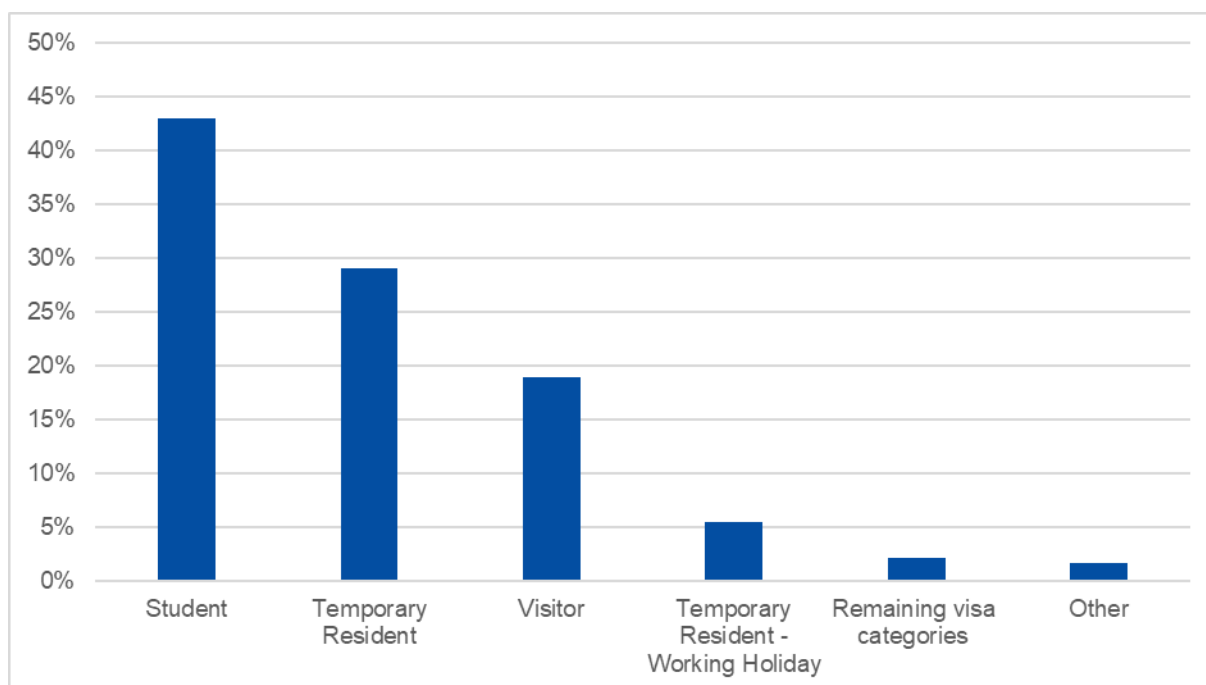


Table 9: General cancellations by category of the visa cancelled, 1 July 2018 to 30 June 2024

| Visa category | 2018-19 | 2019-20 | 2020-21 | 2021-22 | 2022-23 | 2023-24 |
|--------------------------------------|---------------|---------------|---------------|---------------|---------------|---------------|
| Student | 17,803 | 22,672 | 13,415 | 15,756 | 4,711 | 13,935 |
| Temporary Resident | 16,725 | 17,775 | 10,466 | 5,438 | 4,714 | 4,596 |
| Visitor | 11,600 | 12,240 | 577 | 1,507 | 4,620 | 8,192 |
| Temporary Resident - Working Holiday | 5,650 | 4,058 | 221 | 452 | 57 | 700 |
| Other | 890 | 658 | 476 | 390 | 442 | 485 |
| Remaining visa categories | 1,056 | 817 | 610 | 874 | 547 | 352 |
| Total | 53,724 | 58,220 | 25,765 | 24,417 | 15,091 | 28,260 |