



OFFICIAL

Character (s501) and general cancellation statistics

All statistics in this document are for the financial years 2018-19 to 2022-23

Character cancellations and refusals

Figure 1: s501 cancellations and refusals, 1 July 2018 to 30 June 2023

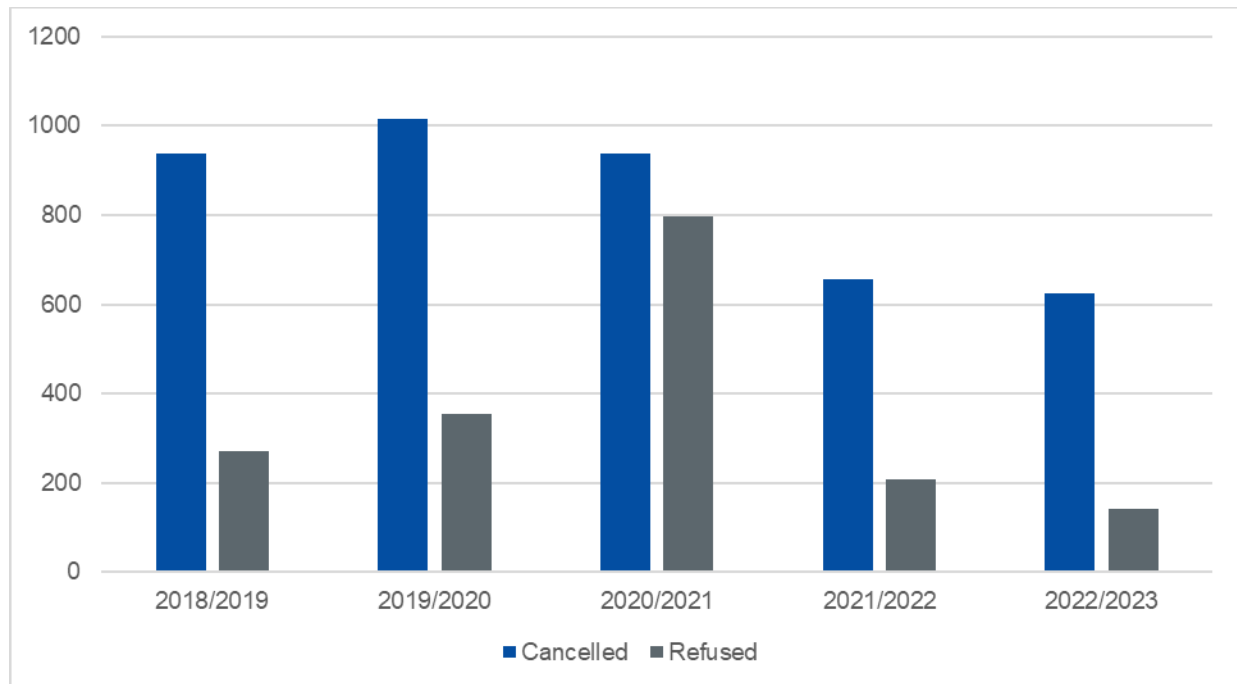


Table 1: s501 cancellations and refusals, 1 July 2018 to 30 June 2023

Decision	2018-19	2019-20	2020-21	2021-22	2022-23
Cancellations	937	1015	939	657	626
Refusals	272	355	798	209	142

As data has been drawn from a dynamic system environment, the information is correct at the time of publication and figures may differ slightly from previous or future reporting.

OFFICIAL

Character cancellations by power

Figure 2: s501 cancellations under s501(3A) (mandatory cancellations) and other s501 powers (discretionary cancellations), 1 July 2018 to 30 June 2023

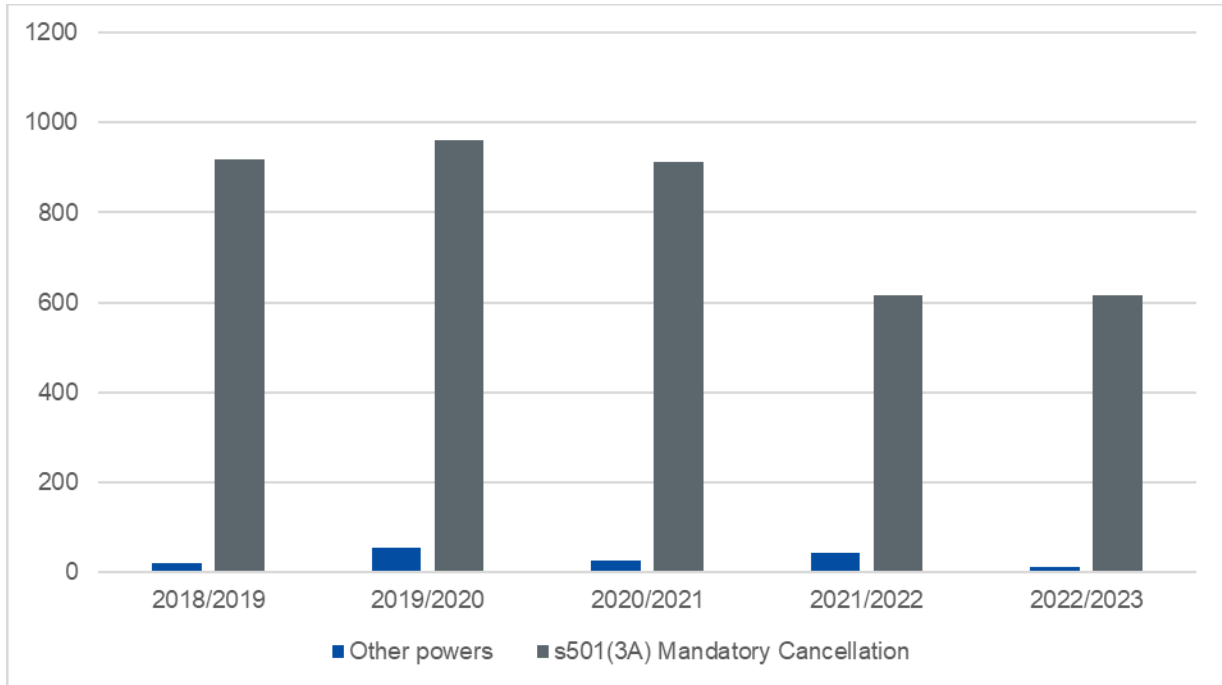


Table 2: s501 cancellations under s501(3A) (mandatory cancellations) and other s501 powers (discretionary cancellations), 1 July 2018 to 30 June 2023

Power	2018-19	2019-20	2020-21	2021-22	2022-23
Discretionary	19	53	25	41	9
Mandatory	918	962	914	616	617
Total	937	1015	939	657	626

Character cancellations by nationality

Figure 3: s501 cancellations with breakdown of the nationality of the person subject to cancellation, 1 July 2018 to 30 June 2023

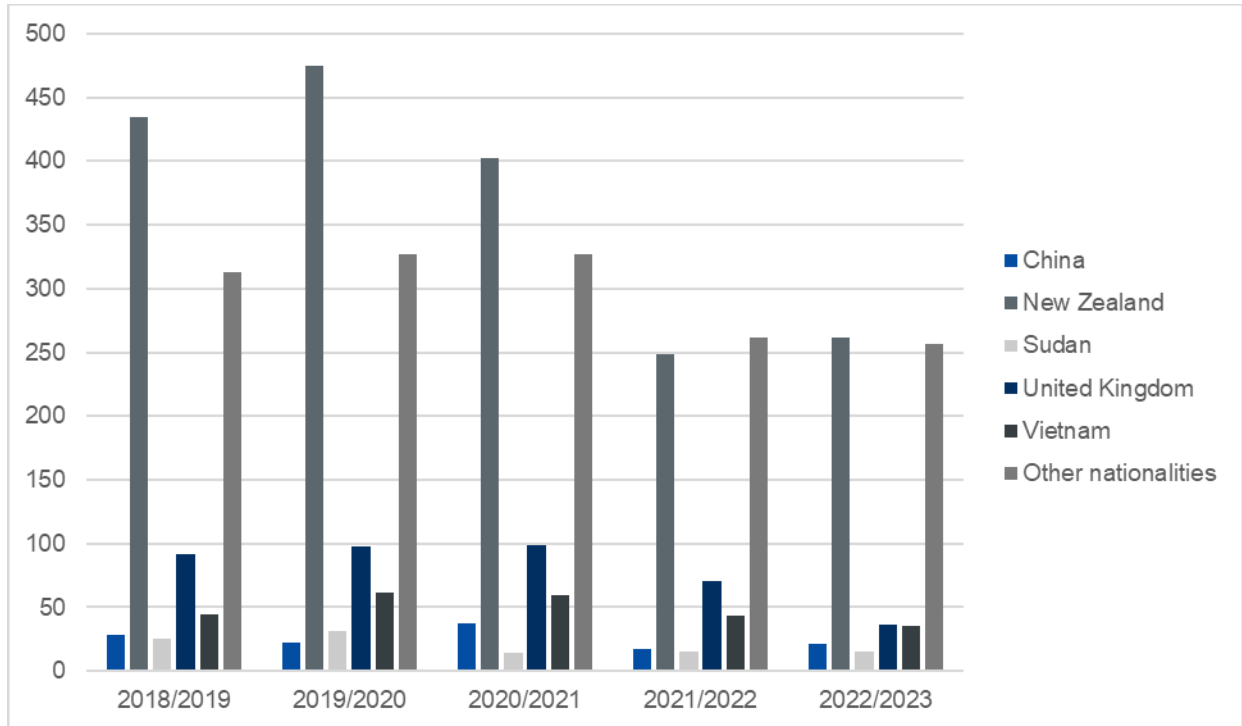
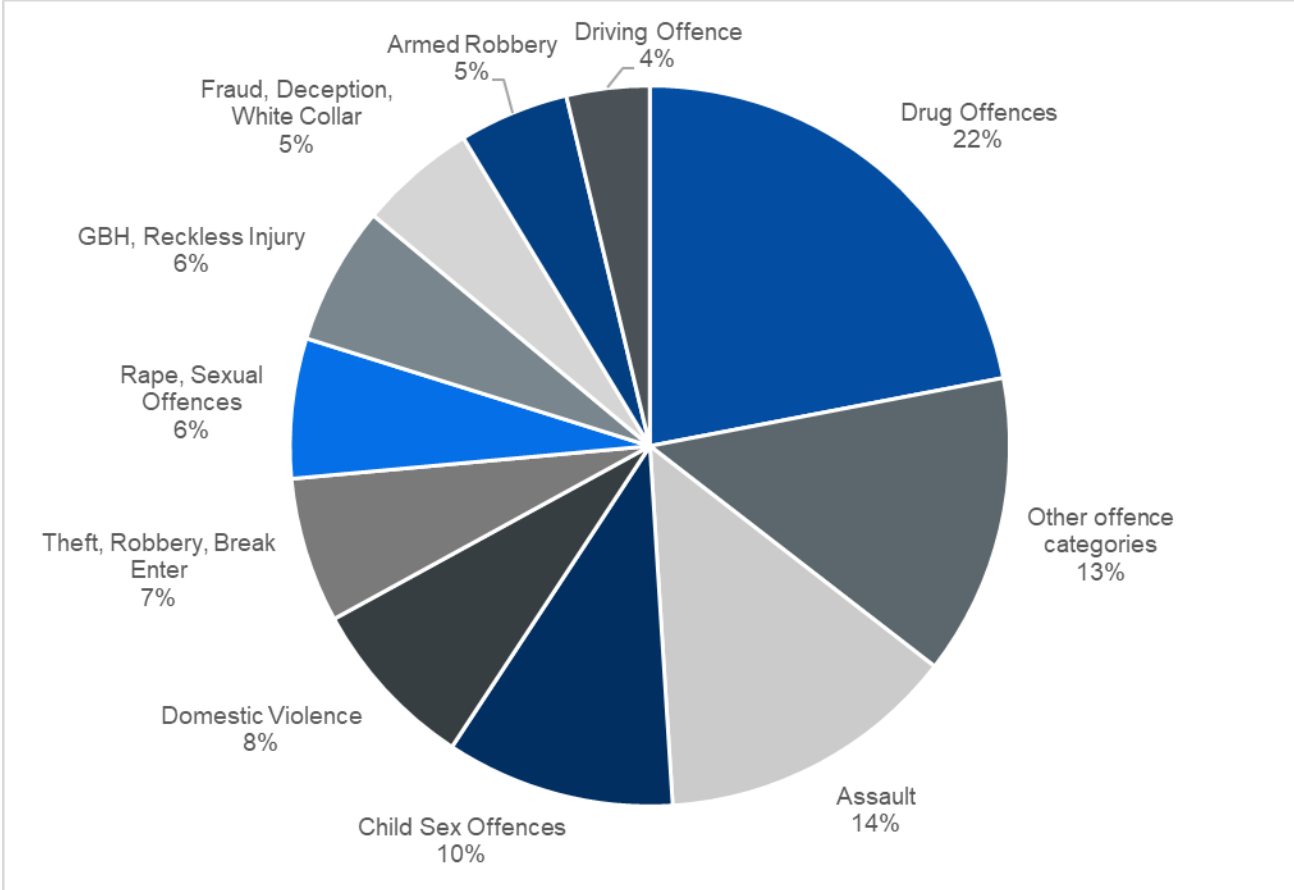


Table 3: s501 cancellations with breakdown of the nationality of the person subject to cancellation), 1 July 2018 to 30 June 2023

Nationality	2018-19	2019-20	2020-21	2021-22	2022-23
New Zealand	435	475	402	249	262
United Kingdom	92	98	99	71	36
Vietnam	44	62	60	43	35
China	28	22	37	17	21
Sudan	25	31	14	15	15
Other nationalities	313	327	327	262	257
Total	937	1015	939	657	626

Character cancellations by offending

Figure 4: s501 cancellations by primary category of offending, 1 July 2018 to 30 June 2023



OFFICIAL

Table 4: s501 cancellations by primary category of offending, 1 July 2018 to 30 June 2023

Primary offence category	2018-19	2019-20	2020-21	2021-22	2022-23
Drug Offences	197	233	194	145	67
Assault	138	170	105	68	83
Child Sex Offences	104	100	102	69	54
Domestic Violence	67	63	78	71	45
Theft, Robbery, Break Enter	58	63	58	38	55
Rape, Sexual Offences	50	58	73	35	46
GBH, Reckless Injury	60	46	44	63	47
Fraud, Deception, White Collar	44	57	45	30	44
Armed Robbery	55	72	38	30	11
Driving Offence	26	36	27	28	39
Other offence categories	138	117	175	80	54
Total	937	1015	939	657	626

Character cancellation by visa subclass

Figure 5: s501 cancellations by subclass of the visa cancelled, 1 July 2018 to 30 June 2023

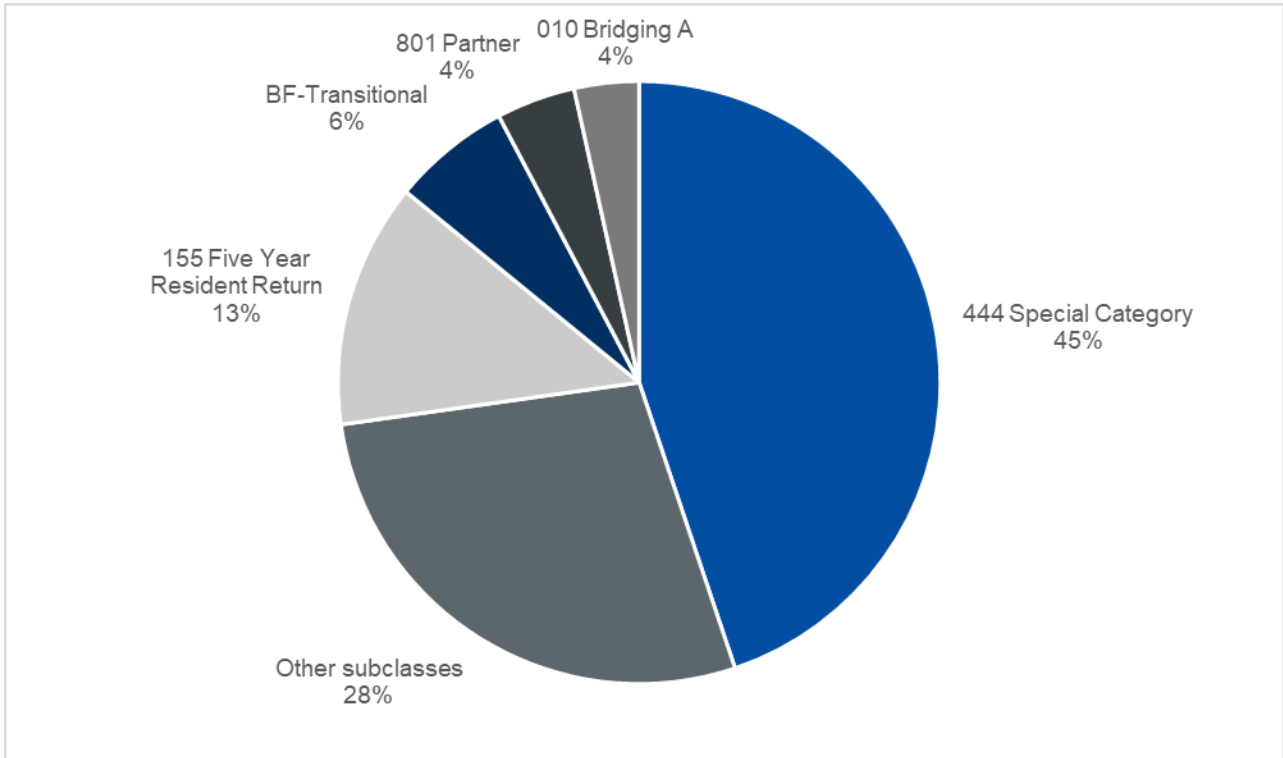


Table 5: s501 cancellations by subclass of the visa cancelled, 1 July 2018 to 30 June 2023

Subclass	2018-19	2019-20	2020-21	2021-22	2022-23
444 Special Category	443	486	401	257	284
155 Five Year Resident Return	123	149	122	83	71
BF-Transitional	52	79	75	38	22
801 Partner	43	39	46	23	26
010 Bridging A	15	17	39	34	40
Other subclasses	261	245	256	222	183
Total	937	1015	939	657	626

Revocation following character cancellation

Figure 6: Proportion of revoked and not revoked decisions for cancellations where revocation was requested, 1 July 2018 to 30 June 2023

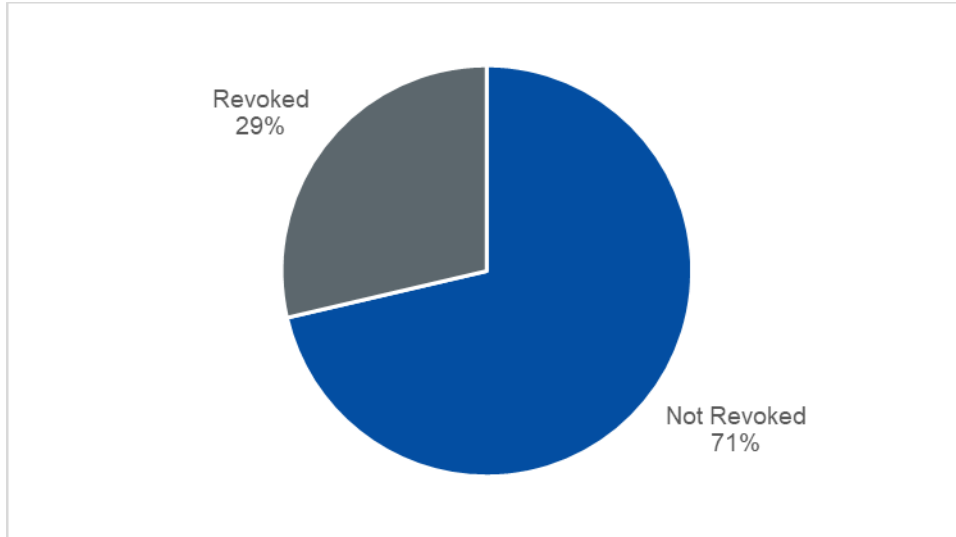
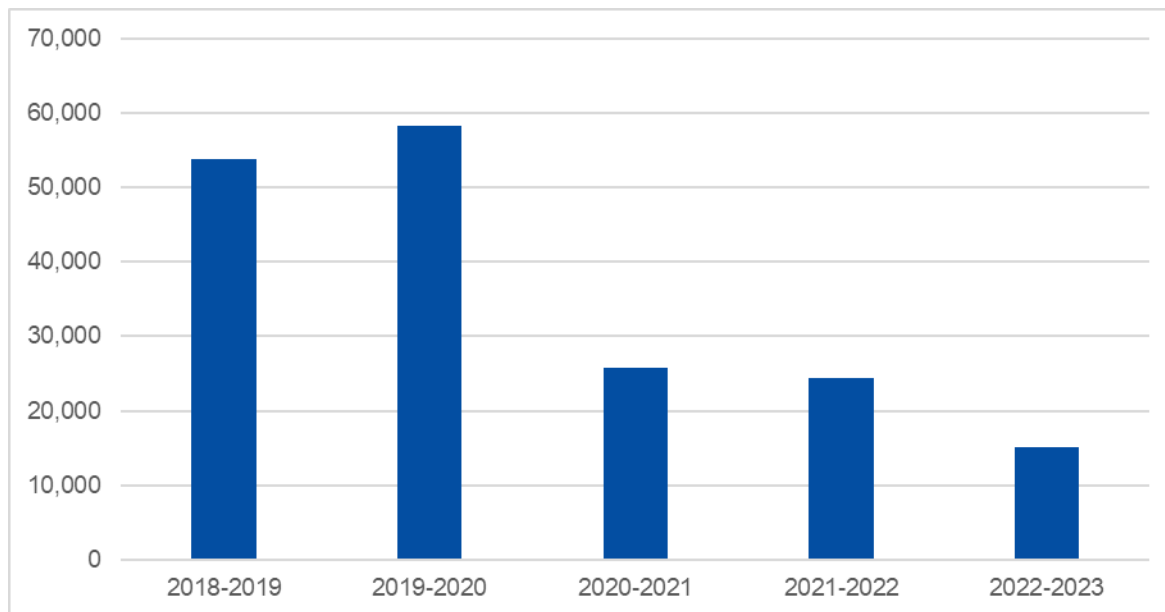


Table 6: Revoked and not revoked decisions for cancellations where revocation was requested, 1 July 2018 to 30 June 2023

Decision	2018-19	2019-20	2020-21	2021-22	2022-23
Not Revoked	332	450	438	433	369
Revoked	235	252	143	38	144
Total	567	702	581	471	513

General cancellations

Figure 7: General cancellations*, 1 July 2018 to 30 June 2023



*General cancellations are visa cancellations under powers other than the s501 (character) powers of the Migration Act 1958.

Table 7: General cancellations by power, 1 July 2018 to 30 June 2023

Power	2018-19	2019-20	2020-21	2021-22	2022-23
s128 (Holder Overseas)	38,820	46,254	19,374	20,080	10,934
s140 (Consequential)	7,267	7,366	4,733	2,716	1,949
s116 (General Power)	6,752	4,149	1,197	924	1,884
S109 (Incorrect Info)	703	216	275	539	145
S134 (Business Visas)	51	102	72	72	112
Other powers	131	133	114	86	67
Total	53,724	58,220	25,765	24,417	15,091

General cancellations by nationality

Figure 8: General cancellations with breakdown of the nationality of the person subject to cancellation, 1 July 2018 to 30 June 2023

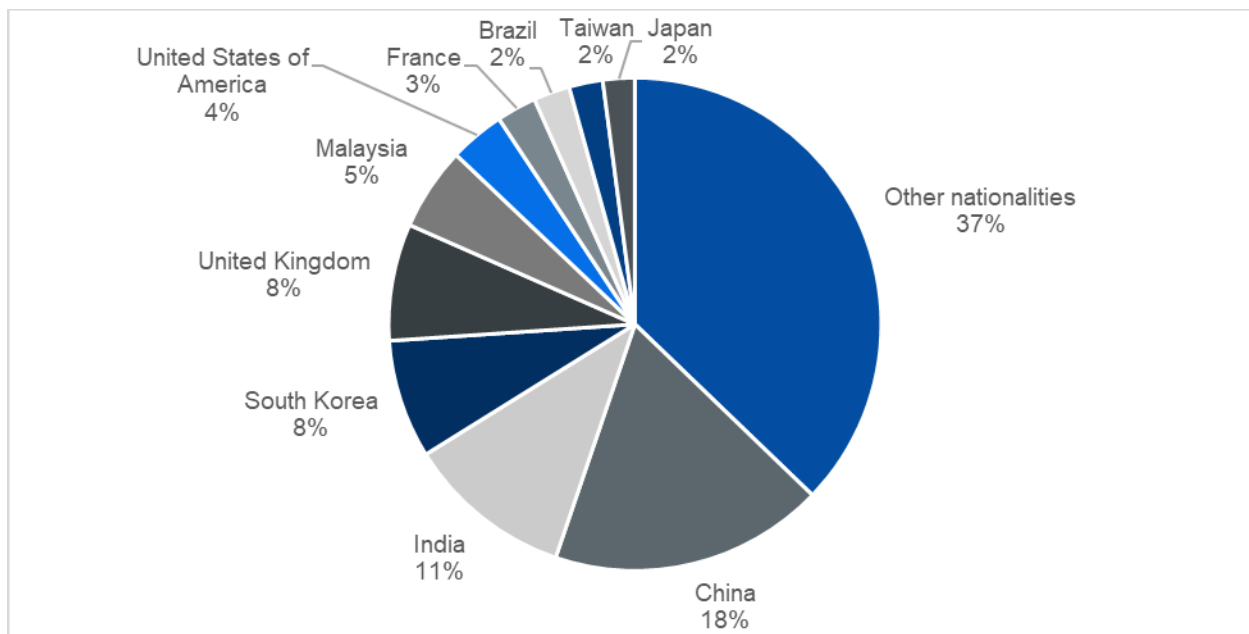


Table 8: General cancellations with breakdown of the nationality of the person subject to cancellation, 1 July 2018 to 30 June 2023

Nationality	2018-19	2019-20	2020-21	2021-22	2022-23
China	8,310	9,106	5,546	6,967	2,029
India	4,829	6,554	3,740	2,556	1,687
South Korea	3,685	7,279	1,313	1,066	456
United Kingdom	5,155	4,367	1,735	1,338	989
Malaysia	4,306	3,047	1,044	628	655
United States of America	2,034	2,007	1,116	745	525
France	1,819	1,593	597	376	250
Brazil	1,195	1,468	694	403	458
Taiwan	1,534	1,342	501	375	182
Japan	1,127	1,237	605	390	351
Other nationalities	19,730	20,220	8,874	9,573	7,509
Total	53,724	58,220	25,765	24,417	15,091

General cancellations by visa category

Figure 9: General cancellations by category of the visa cancelled**, 1 July 2018 to 30 June 2023

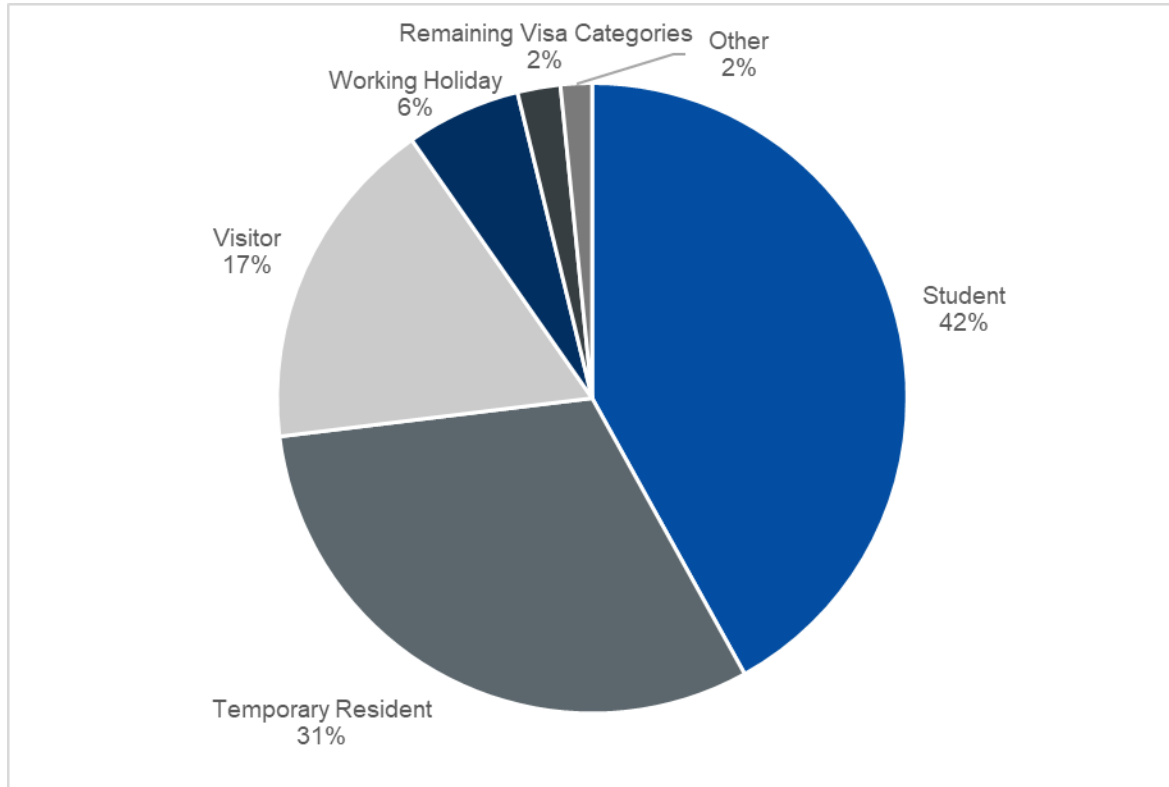


Table 9: General cancellations by category of the visa cancelled**, 1 July 2018 to 30 June 2023

Visa category	2018-19	2019-20	2020-21	2021-22	2022-23
Student	17,803	22,672	13,415	15,756	4,711
Temporary Resident	16,725	17,775	10,466	5,438	4,714
Visitor	11,600	12,240	577	1,507	4,620
Working Holiday	5,650	4,058	221	452	57
Other	890	658	476	390	442
Remaining visa categories	1,056	817	610	874	547
Total	53,724	58,220	25,765	24,417	15,091

**Previous statistics published as at 31 December 2022 were broken down by visa subclass type. Statistics in this update are broken down by visa subclass category. The figures may differ from those previously published as subclass categories include additional visa subclasses compared to the subclass types.