

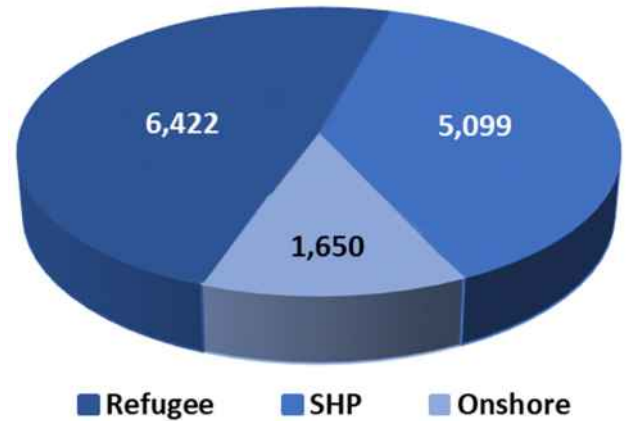


2019–20 Humanitarian Program Outcomes

The 2019–20 Humanitarian Program was set at 18,750 places. Consistent with other decisions of the Government to limit the spread of COVID-19 within Australia, the granting of all Class XB (offshore) Humanitarian visas was suspended on 19 March 2020.

As a result, 13,171 resettlement visas were granted, comprising:

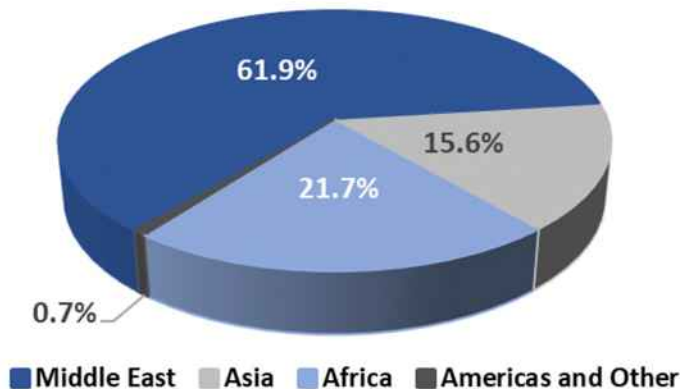
- **11,521 offshore visas**
 - o 6,422 Refugee category visas
 - o 5,099 Special Humanitarian Program (SHP) visas
- **1,650 onshore visas**



Source of offshore grants by Region

Each year, the size and focus of the Program responds to evolving humanitarian situations and changes to the global need for resettlement.

In line with global resettlement needs, in 2019–20 Australia's offshore Humanitarian Program focused principally on four priority regions of the Middle East, Asia, Africa and Americas.



Offshore grants Top 10 Citizenship

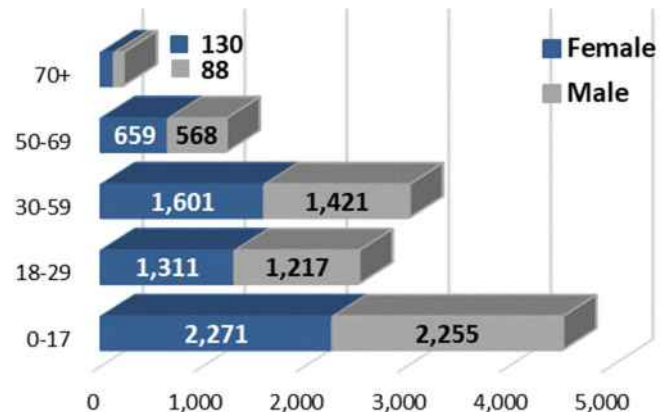
| Citizenship | Refugee | SHP | Total |
|--------------------------|--------------|--------------|---------------|
| Iraq | 2,757 | 3,028 | 5,785 |
| Dem. Rep. of the Congo | 1,048 | 117 | 1,165 |
| Syria | 686 | 261 | 947 |
| Myanmar | 132 | 664 | 796 |
| Afghanistan | 386 | 233 | 619 |
| Eritrea | 275 | 159 | 434 |
| Ethiopia | 295 | 65 | 360 |
| Central African Republic | 333 | 0 | 333 |
| Iran | 70 | 247 | 317 |
| Stateless | 5 | 199 | 204 |
| Other | 435 | 126 | 561 |
| Total | 6,422 | 5,099 | 11,521 |

Vulnerable women and children visa grants

In 2019–20, the Government continued its commitment to resettling highly vulnerable women by setting aside at least 20 per cent of the offshore component of the Humanitarian Program for vulnerable women and their families.

As at 30 June 2020, a total of 20.4 per cent (2,345) of visas granted were granted to vulnerable women and their families.

Offshore grants By Age and Gender



Community Support Program

Of the 1000 places set aside for the Community Support Program (CSP) in 2019–20, 417 visas were granted under the CSP and its predecessor, the Community Proposal Pilot.

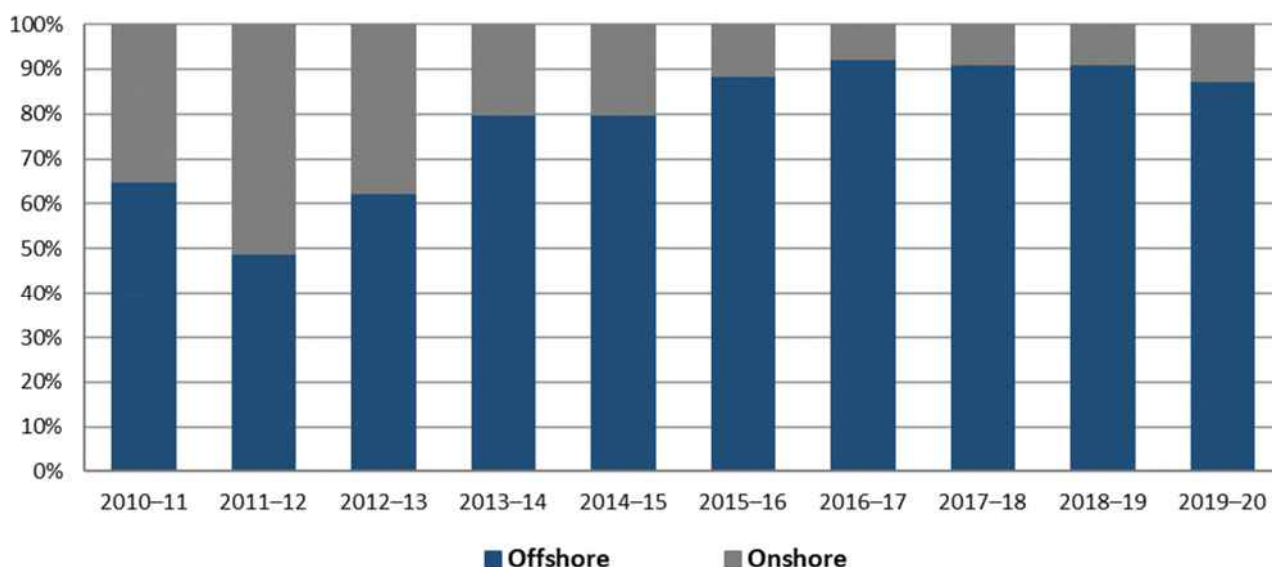
Humanitarian Program grants by component 2010–11 to 2019–20

Offshore resettlement component:

- This offers resettlement in Australia for people overseas who are in the greatest need of resettlement.
- It comprises visas granted under the:
 - Refugee category; and
 - Special Humanitarian Program (SHP) category.

Onshore protection component:

- This offers protection for people in Australia who are found to be refugees according to the *Refugees Convention*, the *International Covenant on Civil and Political Rights*, and the *Convention against Torture and Other Cruel, Inhuman or Degrading Treatment or Punishment*.



Resettlement of 2019–20 Offshore Humanitarian Entrants

| Refugee & SHP Regional / Metropolitan Split | | |
|---|-------------------|-------------|
| Regional / Metropolitan | Clients Referred* | Per cent |
| SHP Regional | 807 | 7.6% |
| SHP Metropolitan** | 3,714 | 34.8% |
| Refugee Regional | 3,958 | 37.1% |
| Refugee Metropolitan** | 2,183 | 20.5% |
| Total | 10,662 | 100% |

*Excludes referrals under the Community Support Program (CSP).

**Includes Brisbane, Logan and the Gold Coast for reporting purposes. Gold Coast is classified as regional, however due to HSP System reporting limitations separate referrals data for Gold Coast is not currently available.

Notes:

1. As information has been drawn from dynamic system environments the information provided may differ from previous or future reporting.
2. Offshore Data was extracted from departmental systems on 06 July 2020.
3. Onshore Data was extracted from departmental systems on 03 July 2020.