



Australian Government  
Department of Home Affairs

# Australia's offshore Humanitarian Program: 2018–19

Australia's Offshore Humanitarian Program: 2018–19 was prepared by the Public Information and Reporting Section of the Department of Home Affairs.

All figures, including past years', are as revised at the end of 2018–19 and therefore may differ from statistics previously published in annual reports or elsewhere.

Any discrepancies between totals and sums of components in this publication are due to rounding.

For enquiries about the contents of this publication please write to:

Humanitarian Program Capability Branch  
Department of Home Affairs  
PO Box 25  
Belconnen ACT 2616  
Australia  
Email: [Humanitarian.Data@homeaffairs.gov.au](mailto:Humanitarian.Data@homeaffairs.gov.au)

© Commonwealth of Australia 2019

This work is copyright. Apart from any use permitted under the Copyright ACT 1968, no part may be reproduced by any process without written permission from the Department of Home Affairs.

# Table of Contents

Executive summary .....	1
Overview .....	2
Process for setting the Humanitarian Program .....	2
Program Components .....	2
Refugee and Humanitarian (Class XB) visa processing .....	3
Offshore Humanitarian Lodgements .....	4
Lodgements by region of birth .....	6
Lodgements by country of birth .....	7
Lodgements by country of residence .....	8
Other characteristics of persons included in visa applications .....	9
Lodgements by case size .....	10
Offshore Humanitarian Finalisations .....	11
Finalisations by region of birth .....	13
Offshore Humanitarian Grants .....	14
Grant rates .....	17
Grants by region of birth .....	18
Grants by country of birth .....	19
Grants by country of residence .....	21
Other characteristics of persons granted visas .....	22
Vulnerable Women and Children .....	24
Community Support Program .....	28
Processing Times .....	31
Reference Material .....	32
Glossary .....	32
Appendix A: Country of birth regions .....	34

# Executive summary

For 2018–19, Australia's annual Humanitarian Program was set at 18,750 places, with a minimum of 17,100 places for the offshore component of the program.

In 2018–19, 75,656 persons lodged an application for an offshore humanitarian visa. Around 58 per cent of all applications lodged in 2018–19 were from persons born in the Middle East; 26.2 per cent from Asia; and 14.9 per cent from Africa.

Around 62 per cent of all persons who lodged applications in 2018–19 were under 30 years of age. The gender balance has remained relatively unchanged over the past five program years with 49 per cent of applicants in 2018–19 being female.

The Humanitarian Program was fully delivered in 2018–19, with 18,762 visas granted, comprising:

- 17,112 offshore humanitarian visas
  - 9451 Refugee category visas
  - 7661 Special Humanitarian Program (SHP) visas
- 1650 permanent Protection visas

Of the 17,112 visas granted offshore, 55.2 per cent were granted under the Refugee category and 44.8 per cent were granted under the Special Humanitarian Program (SHP).

In 2018–19, 54.6 per cent of all offshore visas were granted to persons born in the Middle East, 23.1 per cent to persons born in Asia and 21.9 per cent to persons born in Africa.

The main groups resettled were:

- Syrians in Lebanon, Iraq, Jordan and Turkey
- Iraqis predominantly in Jordan, Turkey, Lebanon and Syria
- Myanmar in camps along the Thai–Myanmar border, Malaysia and India
- Afghans in Iran, Pakistan and Indonesia
- Bhutanese in Nepal
- Refugees from the Democratic Republic of the Congo and Ethiopia located in a number of countries in Africa.

In 2018–19, the target of 2565 places for Vulnerable Women and Children was exceeded, with 2947 visas granted.

The 2018–19 program year was the Community Support Programs (CSP) first full year of operation, and during that time 1086 applications were received. In 2018–19, 563 visas were granted.

# Overview

## Process for setting the Humanitarian Program

Each year, the Australian Government undertakes a comprehensive consultation process to formulate the composition of the Humanitarian Program. This includes:

- engaging with the Australian community, by publishing a discussion paper seeking the views of the Australian public;
- consultation with state and territory governments and Commonwealth agencies
- Minister's meeting with peak refugee and humanitarian organisations
- consideration of advice on global resettlement need and priorities from the United Nations High Commissioner for Refugees (UNHCR).

In planning the program, the Government also considers Australia's capacity to facilitate the entry and settlement of humanitarian entrants to ensure they are successfully integrated into Australian society.

## Program Components

The Humanitarian Program has two components:

- The offshore component of the program provides for the resettlement of people who were subject to persecution or discrimination that amounts to a gross violation of their human rights.
- The onshore component of the program provides for non-citizens in Australia (other than Illegal Maritime Arrivals (IMAs)) who are found to be a refugee and meet other visa criteria for permanent stay in Australia.

The focus of this report is the offshore component of the Humanitarian Program.

## Refugee and Humanitarian (Class XB) visa processing

Australia's offshore Humanitarian Program includes the following categories:

### Refugee category

For people who are subject to persecution in their home country and are in need of resettlement. They are usually referred by the UNHCR, but may also be self-referred. Applications are lodged at an Australian mission overseas.

Refugee visas include:

- Refugee (Subclass 200)
- In-country Special Humanitarian (Subclass 201)
- Emergency Rescue Visa (Subclass 203)
- Woman at Risk (Subclass 204)

### Special Humanitarian Program

For people who are subject to substantial discrimination amounting to gross violation of human rights in their home country and have a link to Australia. The SHP stream also includes the Community Support Program (CSP).

Applications must be lodged at the Special Humanitarian Processing Centre (SHPC) in Sydney and be proposed by:

- an Australian citizen, permanent resident or eligible New Zealand citizen, or an Australian organisation – for SHP applications; or
- an Approved Proposing Organisation (APO) – for CSP applications.

Applications assessed as eligible for further processing are referred to an Australian mission overseas. There is only one SHP visa:

- Global Special Humanitarian (Subclass 202)

The stages of processing a visa application through to visa grant are:

### Initial Assessment

- An initial assessment is undertaken on the basis of information provided in the application form, Government settlement priorities and visa criteria.
- The application will be refused or proceed to next stage of processing.

### Interview

- Applicants who proceed to next stage are interviewed by an Australian visa processing officer, who assesses the case against requirements in the Migration Regulations.
- Interviews explore identity, family composition, humanitarian claims, character / national security and settlement information.

### Public Interest Criteria Assessments

- Character and security checks are undertaken including checks relating to national security, criminality, war crimes and crimes against humanity. The Department works closely with other Australian agencies and international partners in conducting checks. Health checks are conducted to identify any health concerns including those that may need to be treated or monitored.

### Visa grant

- Travel to Australia
- Humanitarian Settlement Program on arrival

# Offshore Humanitarian Lodgements

Of the 75,656 offshore humanitarian applications lodged in 2018–19, 35.6 per cent were for the Refugee category and 64.4 per cent for the SHP.

**Table 1: Number of persons lodging visa applications, by subclass and year of lodgement, 2014–15 to 2018–19**

Subclass	Program year of lodgement				
	2014–15	2015–16	2016–17	2017–18	2018–19
	<b>Number</b>				
<b>Refugee</b>					
Subclass 200 (Refugee)	16,196	34,536	37,276	21,456	16,550
Subclass 201 (In-country Special Humanitarian)	4,275	3,384	4,651	5,764	9,411
Subclass 203 (Emergency Rescue)	18	8	16	15	11
Subclass 204 (Woman at Risk)	825	1,526	1,539	609	924
<i>Total Refugee</i>	<i>21,314</i>	<i>39,454</i>	<i>43,482</i>	<i>27,844</i>	<i>26,896</i>
<b>SHP</b>					
<i>Total Special Humanitarian Program</i>	<i>41,372</i>	<i>38,186</i>	<i>47,695</i>	<i>46,236</i>	<i>48,760</i>
<b>Total</b>	<b>62,686</b>	<b>77,640</b>	<b>91,177</b>	<b>74,080</b>	<b>75,656</b>
	<b>Per cent</b>				
<b>Refugee</b>					
Subclass 200 (Refugee)	25.8%	44.5%	40.9%	29.0%	21.9%
Subclass 201 (In-country Special Humanitarian)	6.8%	4.4%	5.1%	7.8%	12.4%
Subclass 203 (Emergency Rescue)	0.0%	0.0%	0.0%	0.0%	0.0%
Subclass 204 (Woman at Risk)	1.3%	2.0%	1.7%	0.8%	1.2%
<i>Total Refugee</i>	<i>34.0%</i>	<i>50.8%</i>	<i>47.7%</i>	<i>37.6%</i>	<i>35.6%</i>
<b>SHP</b>					
<i>Total Special Humanitarian Program</i>	<i>66.0%</i>	<i>49.2%</i>	<i>52.3%</i>	<i>62.4%</i>	<i>64.4%</i>
<b>Total</b>	<b>100%</b>	<b>100%</b>	<b>100%</b>	<b>100%</b>	<b>100%</b>

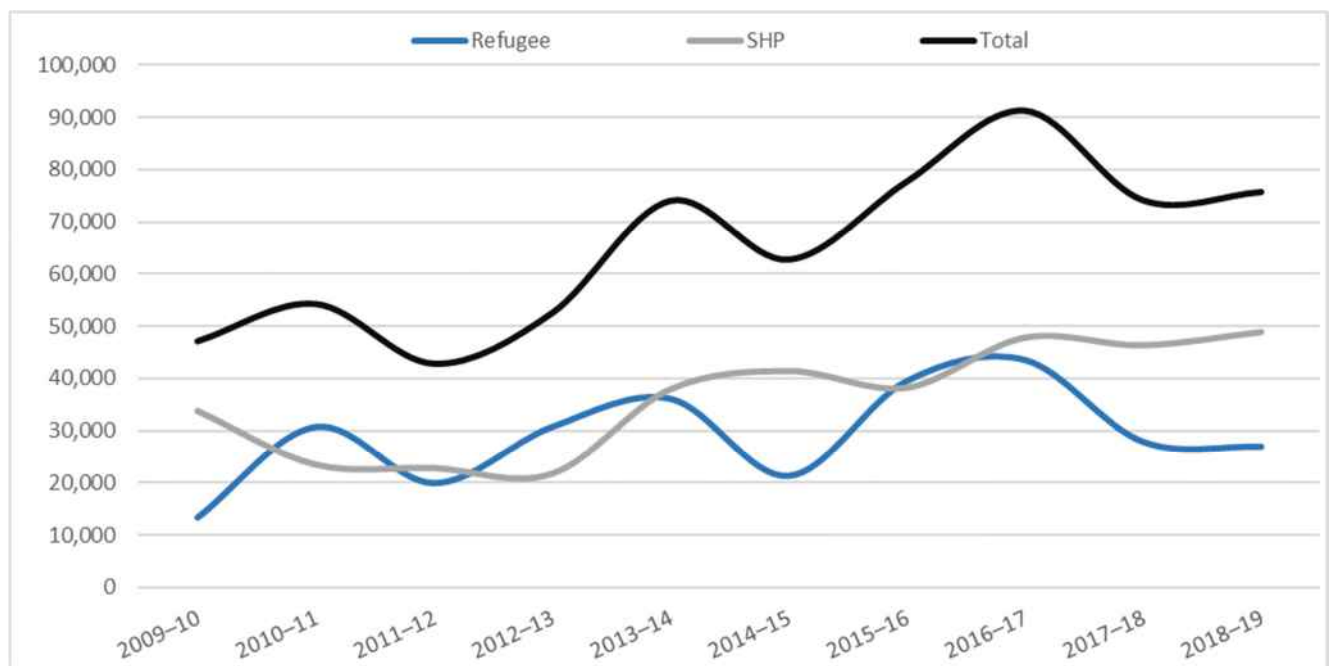
**Notes:**

1. Data was extracted from departmental systems on 08 July 2019.
2. Any discrepancies between per cent totals and sums of components are due to rounding.

Over the past ten years, the number of persons lodging applications has varied (see Figure 2) as explained below:

- Refugee lodgements increased in 2015–16 and 2016–17 following the Government’s announcement in September 2015 of the additional 12,000 places for Syrians and Iraqis, which has since been delivered.
- In 2013–14, the number of SHP applications rose, as a result of the SHP being increased to 4500 places from 500 places in 2012–13.
- In 2013-14, the increase in applications for the Refugee category was as a result of the one-off increase to 12,000 places in 2012–13.
- Between 2007-08 and 2012-13, the high number of IMAs resulted in an unprecedented demand for protection visa places onshore. This in turn reduced the number of places available for the Special Humanitarian Program.

**Figure 1: Number of persons lodging visa applications, by visa category and year of lodgement, 2009–10 to 2018–19**



**Notes:**

1. Refugee visas include subclass 200 (Refugee), 201 (In-Country Special Humanitarian Program), 203 (Emergency Rescue) and 204 (Woman at Risk). SHP visas include subclass 202 (Global Special Humanitarian Program).
2. Data was extracted from departmental systems on 08 July 2019.



## Lodgements by region of birth

In 2018–19, the Middle East accounted for 58.5 per cent of all lodgements by region of birth, followed by Asia (26.2 per cent) and Africa (14.9 per cent).

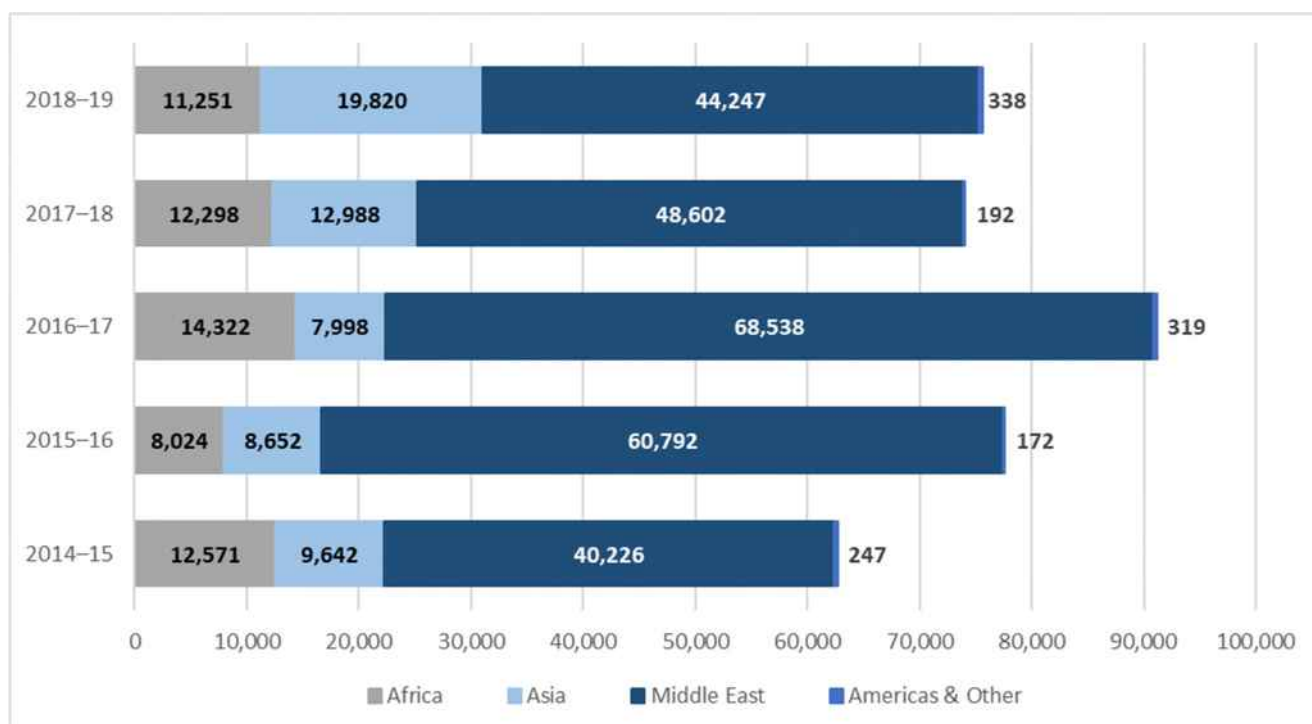
**Table 2: Persons lodging visa applications, by country of birth region and year of lodgement, 2014–15 to 2018–19**

	Africa		Asia		Middle East		Americas & Other	
	Number	Per cent	Number	Per cent	Number	Per cent	Number	Per cent
2014–15	12,571	20.1%	9,642	15.4%	40,226	64.2%	247	0.4%
2015–16	8,024	10.3%	8,652	11.1%	60,792	78.3%	172	0.2%
2016–17	14,322	15.7%	7,998	8.8%	68,538	75.2%	319	0.3%
2017–18	12,298	16.6%	12,988	17.5%	48,602	65.5%	192	0.3%
2018–19	11,251	14.9%	19,820	26.2%	44,247	58.5%	338	0.4%

**Notes:**

1. Visas counted include subclass 200 (Refugee), 201 (In-Country Special Humanitarian Program), 202 (Global Special Humanitarian Program), 203 (Emergency Rescue) and 204 (Woman at Risk).
2. The country of birth of principal visa applicants is applied to secondary visa applicants. Country of birth regions are based on the Australian Standard Geographical Classification 2011.
3. Data was extracted from Departmental systems on 08 July 2019.

**Figure 2: Persons lodging visa applications, by country of birth region and year of lodgement, 2014–15 to 2018–19**



**Notes:**

1. Visas counted include subclass 200 (Refugee), 201 (In-Country Special Humanitarian Program), 202 (Global Special Humanitarian Program), 203 (Emergency Rescue) and 204 (Woman at Risk).
2. The country of birth of principal visa applicants is applied to secondary visa applicants. Country of birth regions are based on the Australian Standard Geographical Classification 2011.
3. Data was extracted from departmental systems on 08 July 2019.

## Lodgements by country of birth

Table 3: Top ten countries of birth for persons lodging visa applications, 2014–15 to 2018–19

2018–19		
Country of birth	Number	Per cent
Iraq	29,068	38.4%
Myanmar	15,023	19.9%
Syria	9,711	12.8%
Iran	4,619	6.1%
Dem. Rep. of the Congo	2,911	3.8%
Ethiopia	2,855	3.8%
Afghanistan	2,774	3.7%
Eritrea	2,441	3.2%
Pakistan	634	0.8%
Central African Republic	511	0.7%
Other	5,109	6.8%
<b>Total</b>	<b>75,656</b>	<b>100%</b>

2017–18		
Country of birth	Number	Per cent
Iraq	25,832	34.9%
Syria	19,153	25.9%
Myanmar	9,447	12.8%
Dem. Rep. of the Congo	3,585	4.8%
Afghanistan	2,487	3.4%
Ethiopia	2,020	2.7%
Eritrea	1,782	2.4%
South Sudan	1,593	2.2%
Sudan	981	1.3%
Burundi	924	1.2%
Other	6,276	8.5%
<b>Total</b>	<b>74,080</b>	<b>100%</b>

2016–17		
Country of birth	Number	Per cent
Syria	41,188	45.2%
Iraq	24,974	27.4%
Myanmar	3,633	4.0%
Afghanistan	3,384	3.7%
South Sudan	3,219	3.5%
Ethiopia	2,672	2.9%
Sudan	2,422	2.7%
Eritrea	2,209	2.4%
Dem. Rep. of the Congo	1,864	2.0%
Bhutan	657	0.7%
Other	4,955	5.4%
<b>Total</b>	<b>91,177</b>	<b>100%</b>

2015–16		
Country of birth	Number	Per cent
Iraq	33,417	43.0%
Syria	24,804	31.9%
Myanmar	3,854	5.0%
Afghanistan	3,787	4.9%
South Sudan	2,163	2.8%
Ethiopia	1,135	1.5%
Eritrea	1,121	1.4%
Dem. Rep. of the Congo	1,006	1.3%
Sudan	959	1.2%
Pakistan	779	1.0%
Other	4,615	5.9%
<b>Total</b>	<b>77,640</b>	<b>100%</b>

2014–15		
Country of birth	Number	Per cent
Iraq	21,858	34.9%
Syria	15,299	24.4%
South Sudan	5,884	9.4%
Myanmar	5,265	8.4%
Afghanistan	3,559	5.7%
Sudan	1,608	2.6%
Pakistan	1,451	2.3%
Ethiopia	1,354	2.2%
Eritrea	1,099	1.8%
Dem. Rep. of the Congo	892	1.4%
Other	4,417	7.0%
<b>Total</b>	<b>62,686</b>	<b>100%</b>

### Notes:

1. Visas counted include subclass 200 (Refugee), 201 (In-Country Special Humanitarian Program), 202 (Global Special Humanitarian Program), 203 (Emergency Rescue) and 204 (Woman at Risk).
2. The country of birth of principal visa applicants is applied to secondary visa applicants.
3. Data was extracted from Departmental systems on 08 July 2019.

## Lodgements by country of residence

Table 4: Top ten countries of residence for persons lodging visa applications, 2014–15 to 2018–19

2018–19		
Country of residence	Number	Per cent
Iraq	13,865	18.3%
Lebanon	12,452	16.5%
Malaysia	11,561	15.3%
Turkey	9,427	12.5%
Jordan	7,177	9.5%
Egypt	3,601	4.8%
Thailand	2,877	3.8%
Kenya	2,575	3.4%
India	2,499	3.3%
Sudan	1,156	1.5%
Other	8,466	11.2%
<b>Total</b>	<b>75,656</b>	<b>100%</b>

2017–18		
Country of residence	Number	Per cent
Lebanon	14,855	20.1%
Jordan	9,870	13.3%
United Arab Emirates	9,112	12.3%
Iraq	7,984	10.8%
Malaysia	6,845	9.2%
Turkey	5,441	7.3%
Kenya	3,835	5.2%
India	2,311	3.1%
Egypt	2,289	3.1%
Uganda	2,164	2.9%
Other	9,374	12.7%
<b>Total</b>	<b>74,080</b>	<b>100%</b>

2016–17		
Country of residence	Number	Per cent
Lebanon	42,727	46.9%
Jordan	11,063	12.1%
Turkey	7,536	8.3%
Egypt	6,331	6.9%
Iraq	3,223	3.5%
Kenya	3,221	3.5%
United Arab Emirates	1,896	2.1%
Uganda	1,893	2.1%
Thailand	1,790	2.0%
Malaysia	1,787	2.0%
Other	9,710	10.6%
<b>Total</b>	<b>91,177</b>	<b>100%</b>

2015–16		
Country of residence	Number	Per cent
Lebanon	27,341	35.2%
Jordan	16,513	21.3%
Turkey	9,067	11.7%
Iraq	3,080	4.0%
Thailand	2,290	2.9%
United Arab Emirates	2,139	2.8%
Kenya	2,082	2.7%
Egypt	1,929	2.5%
Malaysia	1,911	2.5%
Uganda	1,849	2.4%
Other	9,439	12.2%
<b>Total</b>	<b>77,640</b>	<b>100%</b>

2014–15		
Country of residence	Number	Per cent
Jordan	12,330	19.7%
Lebanon	10,667	17.0%
Turkey	9,323	14.9%
Kenya	4,274	6.8%
Egypt	3,355	5.4%
Thailand	3,324	5.3%
United Arab Emirates	3,240	5.2%
Uganda	3,135	5.0%
Iraq	2,420	3.9%
Malaysia	1,982	3.2%
Other	8,636	13.8%
<b>Total</b>	<b>62,686</b>	<b>100%</b>

### Notes:

1. Visas counted include subclass 200 (Refugee), 201 (In-Country Special Humanitarian Program), 202 (Global Special Humanitarian Program), 203 (Emergency Rescue) and 204 (Woman at Risk).
2. The country of birth of principal visa applicants is applied to secondary visa applicants.
3. Data was extracted from Departmental systems on 08 July 2019.

## Other characteristics of persons included in visa applications

A single application can include members of the family unit such as children, a spouse or other relatives of the primary applicant.

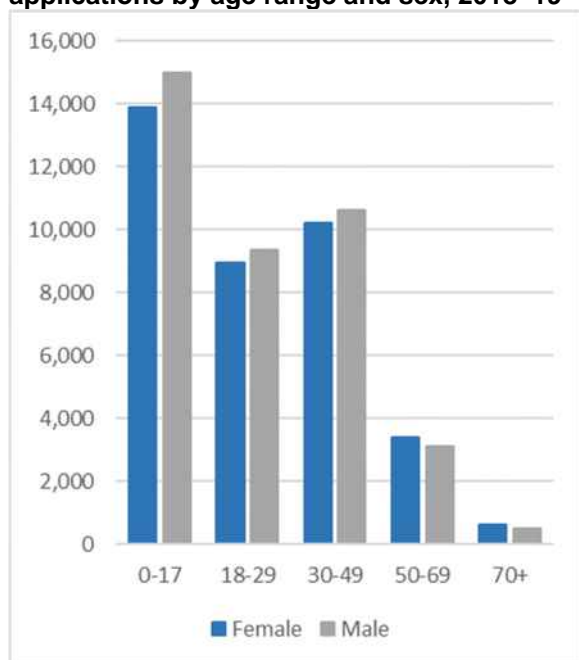
**Table 5: Number of persons included in visa applications, by age group, gender and year of lodgement, 2014–15 to 2018–19**

	2014–15		2015–16		2016–17		2017–18		2018–19	
	Number	Per cent	Number	Per cent	Number	Per cent	Number	Per cent	Number	Per cent
<b>Age group</b>										
0–17	26,413	42.1%	30,814	39.7%	33,861	37.1%	29,130	39.3%	28,877	38.2%
18–29	14,075	22.5%	16,257	20.9%	20,068	22.0%	16,868	22.8%	18,320	24.2%
30–49	15,738	25.1%	20,602	26.5%	25,137	27.6%	19,422	26.2%	20,817	27.5%
50–69	5,401	8.6%	8,363	10.8%	10,357	11.4%	7,369	9.9%	6,500	8.6%
70+	1,059	1.7%	1,604	2.1%	1,754	1.9%	1,291	1.7%	1,142	1.5%
<b>Total</b>	<b>62,686</b>	<b>100%</b>	<b>77,640</b>	<b>100%</b>	<b>91,177</b>	<b>100%</b>	<b>74,080</b>	<b>100%</b>	<b>75,656</b>	<b>100%</b>
<b>Gender</b>										
Male	32,422	51.7%	39,592	51.0%	46,899	51.4%	37,984	51.3%	38,586	51.0%
Female	30,264	48.3%	38,048	49.0%	44,278	48.6%	36,096	48.7%	37,070	49.0%
<b>Total</b>	<b>62,686</b>	<b>100%</b>	<b>77,640</b>	<b>100%</b>	<b>91,177</b>	<b>100%</b>	<b>74,080</b>	<b>100%</b>	<b>75,656</b>	<b>100%</b>

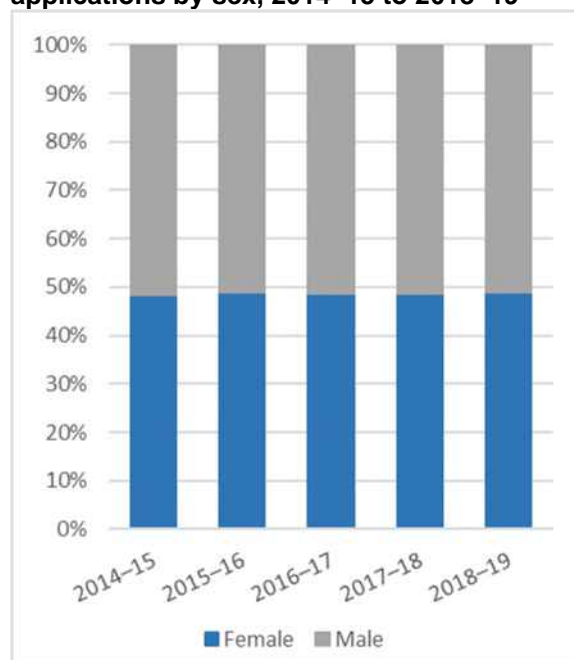
**Notes:**

1. Visas counted include subclass 200 (Refugee), 201 (In-Country Special Humanitarian Program), 202 (Global Special Humanitarian Program), 203 (Emergency Rescue) and 204 (Woman at Risk).
2. Data was extracted from departmental systems on 08 July 2019.

**Figure 3: Number of persons included in visa applications by age range and sex, 2018–19**



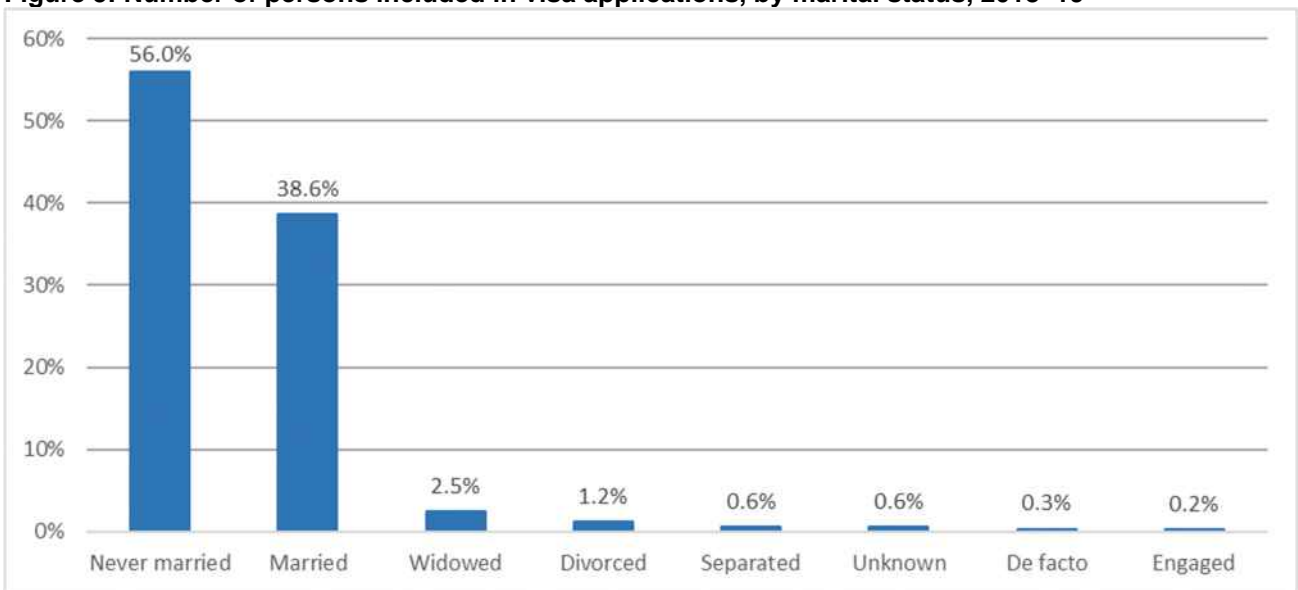
**Figure 4: Number of persons included in visa applications by sex, 2014–15 to 2018–19**



**Notes:**

1. Visas counted include subclass 200 (Refugee), 201 (In-Country Special Humanitarian Program), 202 (Global Special Humanitarian Program), 203 (Emergency Rescue) and 204 (Woman at Risk).
2. Data was extracted from departmental systems on 08 July 2019.

**Figure 5: Number of persons included in visa applications, by marital status, 2018–19**



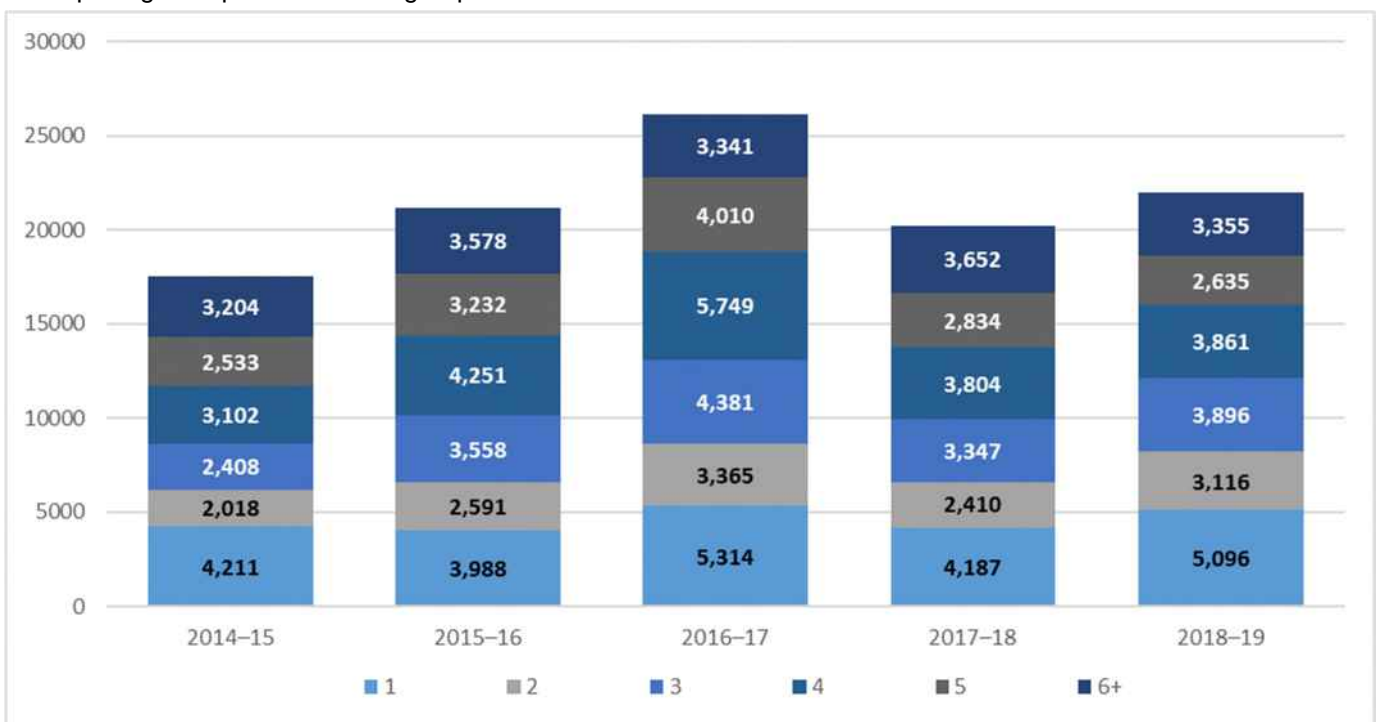
**Notes:**

1. Visas counted include subclass 200 (Refugee), 201 (In-Country Special Humanitarian Program), 202 (Global Special Humanitarian Program), 203 (Emergency Rescue) and 204 (Woman at Risk).
2. Data was extracted from departmental systems on 08 July 2019.

## Lodgements by case size

**Figure 6: Cases lodged, by case size and year of lodgement, 2014–15 to 2018–19**

Applications lodged for single applicants were the largest group in 2018–19, with people born in Myanmar comprising 31.5 per cent of this group.



**Notes:**

1. Visas counted include subclass 200 (Refugee), 201 (In-Country Special Humanitarian Program), 202 (Global Special Humanitarian Program), 203 (Emergency Rescue) and 204 (Woman at Risk).
2. Data was extracted from departmental systems on 08 July 2019.

# Offshore Humanitarian Finalisations

The finalisation of an application refers to a decision to grant or refuse the visa, or to the application being withdrawn or otherwise finalised.

**Table 6: Number of persons receiving a finalisation, by visa category, decision type and year of finalisation, 2014–15 to 2018–19**

Visa category	Program year of finalisation				
	2014–15	2015–16	2016–17	2017–18	2018–19
<b>Refugee</b>					
Granted	5,985	8,284	9,653	7,909	9,451
Refused	25,788	10,883	42,375	20,210	25,914
Withdrawn/Other	399	600	1,097	760	613
<i>Total Refugee</i>	<i>32,172</i>	<i>19,767</i>	<i>53,125</i>	<i>28,879</i>	<i>35,978</i>
<b>SHP</b>					
Granted	4,996	7,268	10,604	6,916	7,661
Refused	32,984	19,193	59,418	46,447	40,800
Withdrawn/Other	405	721	1,385	453	750
<i>Total SHP</i>	<i>38,385</i>	<i>27,182</i>	<i>71,407</i>	<i>53,816</i>	<i>49,211</i>
<b>All categories</b>					
Granted	10,981	15,552	20,257	14,825	17,112
Refused	58,772	30,076	101,793	66,657	66,714
Withdrawn/Other	804	1,321	2,482	1,213	1,363
<b>Total</b>	<b>70,557</b>	<b>46,949</b>	<b>124,532</b>	<b>82,695</b>	<b>85,189</b>
<b>Refugee</b>					
Granted	8.5%	17.6%	7.8%	9.6%	11.1%
Refused	36.5%	23.2%	34.0%	24.4%	30.4%
Withdrawn/Other	0.6%	1.3%	0.9%	0.9%	0.7%
<i>Total Refugee</i>	<i>45.6%</i>	<i>42.1%</i>	<i>42.7%</i>	<i>34.9%</i>	<i>42.2%</i>
<b>SHP</b>					
Granted	7.1%	15.5%	8.5%	8.4%	9.0%
Refused	46.7%	40.9%	47.7%	56.2%	47.9%
Withdrawn/Other	0.6%	1.5%	1.1%	0.5%	0.9%
<i>Total SHP</i>	<i>54.4%</i>	<i>57.9%</i>	<i>57.3%</i>	<i>65.1%</i>	<i>57.8%</i>
<b>All categories</b>					
Granted	15.6%	33.1%	16.3%	17.9%	20.1%
Refused	83.3%	64.1%	81.7%	80.6%	78.3%
Withdrawn/Other	1.1%	2.8%	2.0%	1.5%	1.6%
<b>Total</b>	<b>100%</b>	<b>100%</b>	<b>100%</b>	<b>100%</b>	<b>100%</b>

**Notes:**

1. Refugee visas include subclass 200 (Refugee), 201 (In-Country Special Humanitarian Program), 203 (Emergency Rescue) and 204 (Woman at Risk). SHP visas include subclass 202 (Global Special Humanitarian Program).
2. Data was extracted from departmental systems on 08 July 2019.
3. The 2015–16 and 2016–17 statistics in this table includes visas granted towards the annual offshore resettlement component of the Humanitarian Program, and the additional 12,000 places for people displaced by conflict in Syria and Iraq.
4. Any discrepancies between per cent totals and sums of components are due to rounding.

Processing activities in 2017–18 and 2018–19 reverted to business as usual, resulting in finalisations similar to 2014–15.

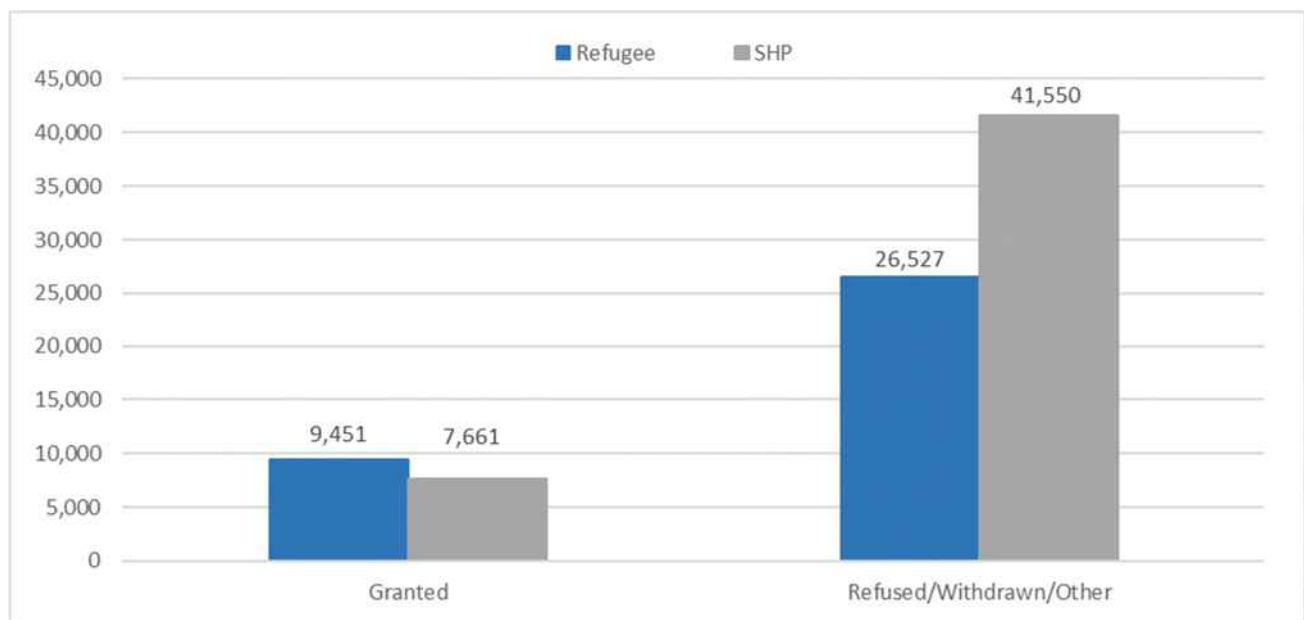
The availability of an additional 12,000 places across 2015–16 and 2016–17 for Syrians and Iraqis displaced by conflict in their home countries resulted in a significant increase in the number of applications lodged. In order to ensure delivery of all places under the increased program, departmental posts and the SHPC efforts were focused on processing applications to visa grant and therefore fewer refusal decisions.

After 2015–16, when the program size returned to previous levels, processing activities also reverted to business as usual, including a rise in refusal rates compared with 2012–13 and 2015–16.

The reduction in refusal activity in 2015–16 was due to the focus on delivering the 2015–16 annual program, and the Government’s additional 12,000-place commitment for Syrians and Iraqis.

Following the increase in the size of the SHP in 2013–14, overall refusal rates returned to previous levels following the processing of some of the oldest cases onhand.

**Figure 7: Persons receiving finalisations, by visa category and decision, 2018–19**

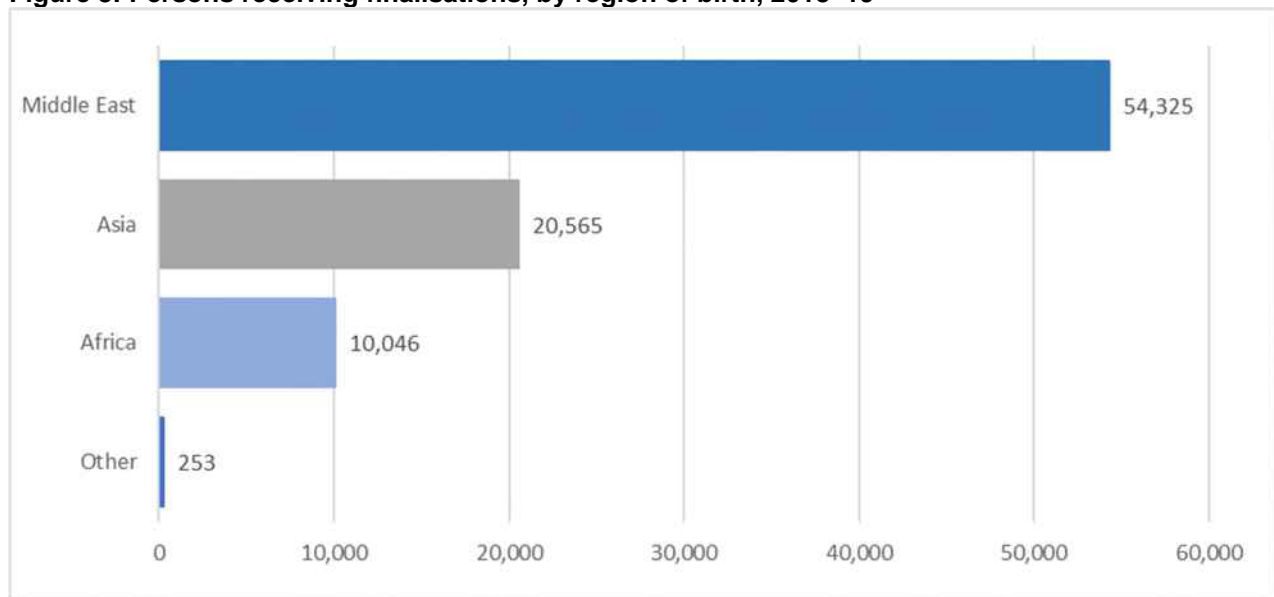


**Notes:**

1. Refugee visas include subclass 200 (Refugee), 201 (In-Country Special Humanitarian Program), 203 (Emergency Rescue) and 204 (Woman at Risk). SHP visas include subclass 202 (Global Special Humanitarian Program).
2. Data was extracted from departmental systems on 08 July 2019.

## Finalisations by region of birth

Figure 8: Persons receiving finalisations, by region of birth, 2018–19



**Notes:**

1. Refugee visas include subclass 200 (Refugee), 201 (In-Country Special Humanitarian Program), 203 (Emergency Rescue) and 204 (Woman at Risk). SHP visas include subclass 202 (Global Special Humanitarian Program).
2. Data was extracted from departmental systems on 08 July 2019.
3. The country of birth of principal visa applicants is applied to secondary visa applicants.



# Offshore Humanitarian Grants

The 17,112 visas granted under the offshore Humanitarian Program in 2018–19 comprised:

- 9451 Refugee category visas
- 7661 Special Humanitarian Program (SHP) visas.

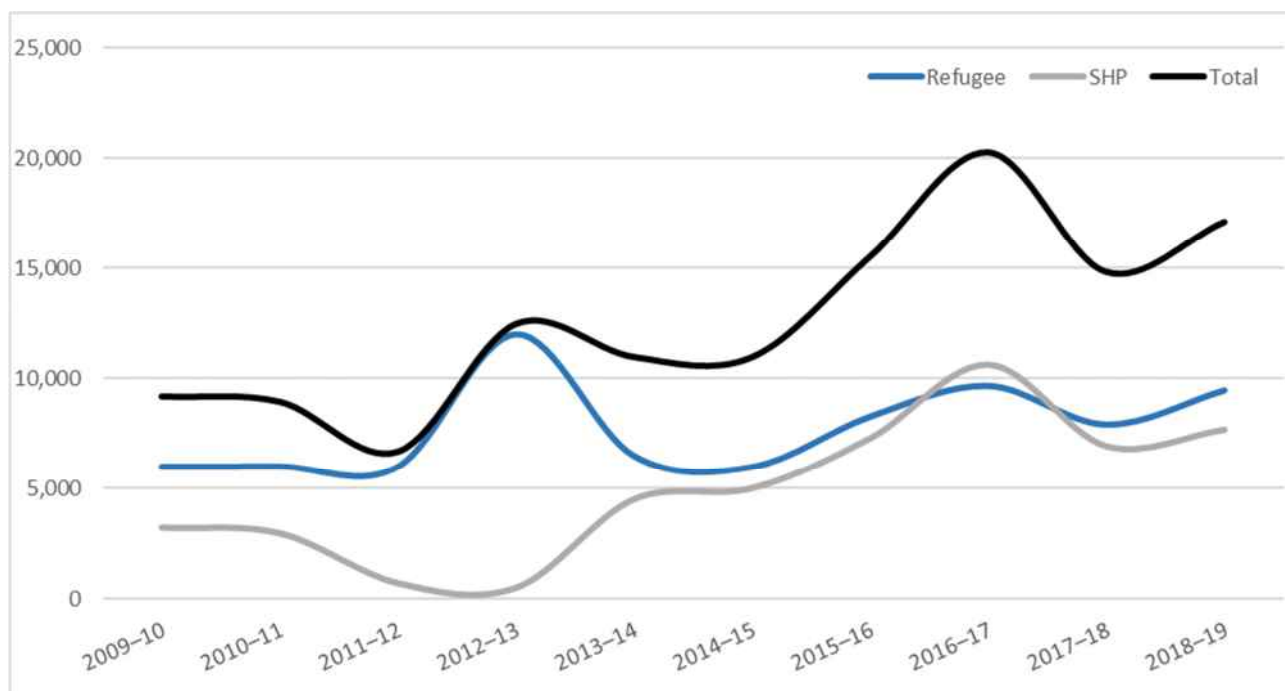
**Table 7: Number of persons granted visas, by subclass and year of grant, 2014–15 to 2018–19**

Subclass	Program year of grant				
	2014–15	2015–16	2016–17	2017–18	2018–19
	Number				
<b>Refugee</b>					
Subclass 200 (Refugee)	4,848	6,843	8,328	5,890	6,666
Subclass 201 (In-country Special Humanitarian)	133	162	265	1,078	1,861
Subclass 203 (Emergency Rescue)	11	2	16	1	7
Subclass 204 (Woman at Risk)	993	1,277	1,044	940	917
<i>Total Refugee</i>	<i>5,985</i>	<i>8,284</i>	<i>9,653</i>	<i>7,909</i>	<i>9,451</i>
<b>SHP</b>					
<i>Total Special Humanitarian Program</i>	<i>4,996</i>	<i>7,268</i>	<i>10,604</i>	<i>6,916</i>	<i>7,661</i>
<b>Total</b>	<b>10,981</b>	<b>15,552</b>	<b>20,257</b>	<b>14,825</b>	<b>17,112</b>
	Per cent				
<b>Refugee</b>					
Subclass 200 (Refugee)	44.1%	44.0%	41.1%	39.7%	39.0%
Subclass 201 (In-country Special Humanitarian)	1.2%	1.0%	1.3%	7.3%	10.9%
Subclass 203 (Emergency Rescue)	0.1%	0.0%	0.1%	0.0%	0.0%
Subclass 204 (Woman at Risk)	9.0%	8.2%	5.2%	6.3%	5.4%
<i>Total Refugee</i>	<i>54.5%</i>	<i>53.2%</i>	<i>47.7%</i>	<i>53.3%</i>	<i>55.2%</i>
<b>SHP</b>					
<i>Total Special Humanitarian Program</i>	<i>45.5%</i>	<i>46.8%</i>	<i>52.3%</i>	<i>46.7%</i>	<i>44.8%</i>
<b>Total</b>	<b>100%</b>	<b>100%</b>	<b>100%</b>	<b>100%</b>	<b>100%</b>

**Notes:**

1. Data was extracted from departmental systems on 08 July 2019.
2. The 2015–16 and 2016–17 statistics in this table includes visas granted towards the annual offshore resettlement component of the Humanitarian Program, and the additional 12,000 places for people displaced by conflict in Syria and Iraq.
3. Any discrepancies between per cent totals and sums of components are due to rounding.

**Figure 9: Number of persons granted visas, by visa category and year of grant, 2009–10 to 2018–19**



**Notes:**

1. Refugee visas include subclass 200 (Refugee), 201 (In-Country Special Humanitarian Program), 203 (Emergency Rescue) and 204 (Woman at Risk). SHP visas include subclass 202 (Global Special Humanitarian Program).
2. Data was extracted from departmental systems on 08 July 2019.
3. The 2015–16 and 2016–17 statistics in this graph includes visas granted towards the annual offshore resettlement component of the Humanitarian Program, and the additional 12,000 places for people displaced by conflict in Syria and Iraq.

The increased Humanitarian Program in 2018–19 of 18,750 places comprised 17,100 places for the offshore component that were fully delivered.

The offshore program continued the Government's focus on resettling people from the three priority regions of Middle East, Asia and Africa, including Afghans, Iraqis, Syrians, Myanmar, Bhutanese, Congolese from DRC, Ethiopians and Eritreans.

The program also delivered on key Government commitments including resettlement from protracted refugee situations in line with the commitment made at the New York Leaders' Summit on Refugees in September 2016 as well as surpassing the target of 2565 places for vulnerable women and children.

The 2018–19 program continued to deliver on the Government's focus on resettling refugees in the Middle East region who are from persecuted minorities with least prospect of safe return, with an increase in the number of Yazidis granted visas. The significant increase in in-country (subclass 201) visas compared with previous years, reflects the increased grants to Yazidis in Iraq.

The increased Humanitarian Program in 2017-18 of 16,250 places comprised 14,825 places for the offshore component that were fully delivered.

The increased Refugee and SHP grants in 2015–16 and 2016–17, reflects delivery of the annual Humanitarian Program as well as the additional 12,000 places for Syrians and Iraqis.

Prior to the 2013–14 program year, the SHP was linked numerically to the onshore protection component of the Humanitarian Program. The high numbers of protection visa grants in that period resulted in lower numbers of SHP visa grants.

In 2013–14, as a result of changes introduced by the newly-elected Government, visas granted to IMAs were no longer counted towards the Humanitarian Program. This allowed the SHP to be restored as a result of which 4,500 visas were granted under the SHP.

The Refugee allocation returned to 6000 places in 2013–14, following the one off increase in 2012–13 to 20,000 places, in line with the recommendation of the Expert Panel on Asylum seekers. This increase in 2012–13 comprised 12,000 Refugee category places and 8,000 places for the SHP and for the onshore protection component.

## Grant rates

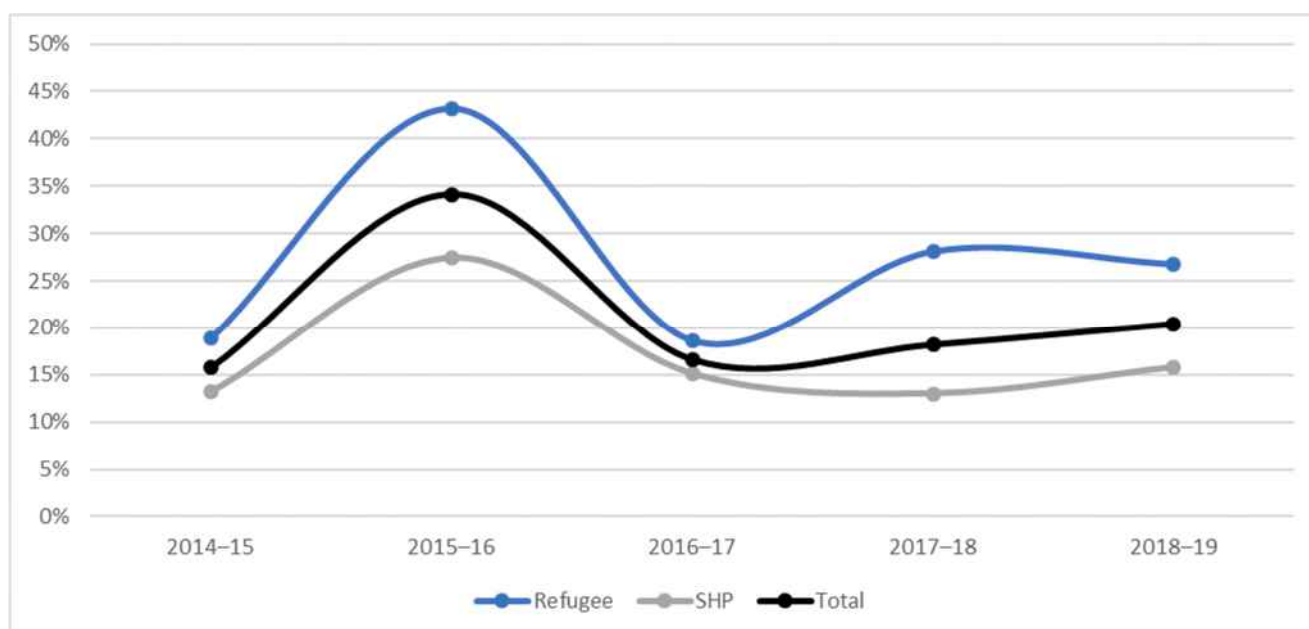
**Table 8: Grant rate by visa category and year of finalisation, 2014–15 to 2018–19**

Visa Category	Program year of finalisation				
	2014–15	2015–16	2016–17	2017–18	2018–19
Refugee	18.9%	43.2%	18.6%	28.1%	26.7%
SHP	13.2%	27.5%	15.1%	13.0%	15.8%
<b>Both categories combined</b>	<b>15.8%</b>	<b>34.1%</b>	<b>16.6%</b>	<b>18.2%</b>	<b>20.4%</b>

**Notes:**

1. Refugee visas include subclass 200 (Refugee), 201 (In-Country Special Humanitarian Program), 203 (Emergency Rescue) and 204 (Woman at Risk). SHP visas include subclass 202 (Global Special Humanitarian Program).
2. Data was extracted from departmental systems on 08 July 2019.
3. The 2015–16 and 2016–17 statistics in this table includes visas granted towards the annual offshore resettlement component of the Humanitarian Program, and the additional 12,000 places for people displaced by conflict in Syria and Iraq.

**Figure 10: Grant rate by visa category and year of finalisation, 2014–15 to 2018–19**



**Notes:**

1. Refugee visas include subclass 200 (Refugee), 201 (In-Country Special Humanitarian Program), 203 (Emergency Rescue) and 204 (Woman at Risk). SHP visas include subclass 202 (Global Special Humanitarian Program).
2. Data was extracted from departmental systems on 08 July 2019.
3. The 2015–16 and 2016–17 statistics in this graph includes visas granted towards the annual offshore resettlement component of the Humanitarian Program, and the additional 12,000 places for people displaced by conflict in Syria and Iraq.

Grant rates in 2018–19 were slightly higher than 2017–18 resulting from the 2275 place increase to the offshore component of the program.

Grant rates in 2017–18 increased to 28.1 per cent for Refugee as a result of a reduction in refusal activity.

Despite an increased program, the grant rate (Refugee and SHP combined) decreased from 34.1 per cent in 2015–16 to 16.6 per cent in 2016–17 due to the overall number of refusals being higher in 2016–17.

The grant rate (Refugee and SHP combined) increased from 15.8 per cent in 2014–15 to 34.1 per cent in 2015–16 due to the increase in grants flowing from the additional places for Syrians and Iraqis, and a reduction in refusal activity.

## Grants by region of birth

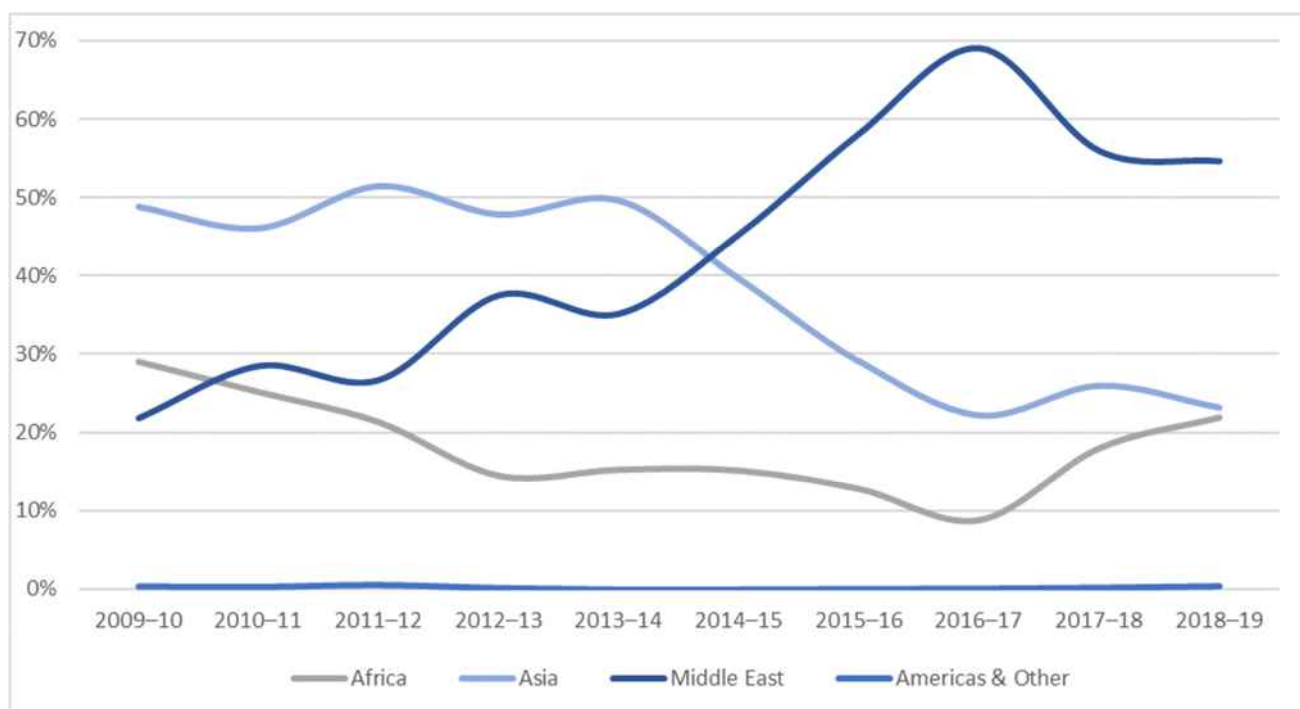
**Table 9: Number of persons granted visas, by year of grant and region of birth, 2014–15 to 2018–19**

Program Year	Africa	Asia	Middle East	Americas & Other
2014–15	1,663	4,345	4,972	1
2015–16	1,830	4,550	9,161	11
2016–17	1,785	4,477	13,974	21
2017–18	2,667	3,840	8,285	33
2018–19	3,741	3,945	9,336	90

**Notes:**

1. Visas counted include subclass 200 (Refugee), 201 (In-Country Special Humanitarian Program), 202 (Global Special Humanitarian Program), 203 (Emergency Rescue) and 204 (Woman at Risk).
2. The country of birth of principal visa applicants is applied to secondary visa applicants. Country of birth regions are based on the Australian Standard Geographical Classification 2011.
3. Data was extracted from departmental systems on 08 July 2019.
4. The 2015–16 and 2016–17 statistics in this table includes visas granted towards the annual offshore resettlement component of the Humanitarian Program, and the additional 12,000 places for people displaced by conflict in Syria and Iraq.

**Figure 11: Proportion of persons granted visas, by region of birth and year of grant, 2009–10 to 2018–19**



**Notes:**

1. Visas counted include subclass 200 (Refugee), 201 (In-Country Special Humanitarian Program), 203 (Emergency Rescue) 204 (Woman at Risk) and 202 (Global Special Humanitarian Program).
2. The country of birth of principal visa applicants is applied to secondary visa applicants.
3. Data was extracted from departmental systems on 08 July 2019.
4. The 2015–16 and 2016–17 statistics in this graph includes visas granted towards the annual offshore resettlement component of the Humanitarian Program, and the additional 12,000 places for people displaced by conflict in Syria and Iraq.

## Grants by country of birth

In 2018–19 the top five countries of birth for persons granted visas were Iraq, Democratic Republic of the Congo, Myanmar, Syria and Afghanistan. Around 52 per cent of the grants were to persons born in Iraq and Syria. Of the 78,727 visas granted over the last 5 program years, 55.5 per cent were granted to persons born in Syria or Iraq.

**Table 10: Top ten countries of birth for persons granted visas, 2014–15 to 2018–19**

2018–19		
Country of birth	Number	Per cent
Iraq	7,095	41.5%
Dem. Rep. of the Congo	2,114	12.4%
Myanmar	1,995	11.7%
Syria	1,836	10.7%
Afghanistan	1,323	7.7%
Ethiopia	635	3.7%
Eritrea	555	3.2%
Iran	367	2.1%
Bhutan	254	1.5%
Tibet (so stated)	189	1.1%
Other	749	4.4%
<b>Total</b>	<b>17,112</b>	<b>100%</b>

2017–18		
Country of birth	Number	Per cent
Iraq	4,630	31.2%
Syria	3,227	21.8%
Myanmar	2,043	13.8%
Dem. Rep. of the Congo	1,355	9.1%
Afghanistan	1,130	7.6%
Eritrea	494	3.3%
Ethiopia	481	3.2%
Bhutan	308	2.1%
Iran	218	1.5%
Tibet (so stated)	200	1.3%
Other	739	5.0%
<b>Total</b>	<b>14,825</b>	<b>100%</b>

2016–17		
Country of birth	Number	Per cent
Iraq	7,478	36.9%
Syria	6,261	30.9%
Afghanistan	1,958	9.7%
Myanmar	1,747	8.6%
Bhutan	555	2.7%
Dem. Rep. of the Congo	336	1.7%
Eritrea	323	1.6%
Ethiopia	323	1.6%
South Sudan	316	1.6%
Somalia	162	0.8%
Other	798	3.9%
<b>Total</b>	<b>20,257</b>	<b>100%</b>

2015–16		
Country of birth	Number	Per cent
Iraq	4,358	28.0%
Syria	4,261	27.4%
Myanmar	1,951	12.5%
Afghanistan	1,714	11.0%
Dem. Rep. of the Congo	657	4.2%
Bhutan	515	3.3%
Somalia	437	2.8%
Iran	337	2.2%
Ethiopia	337	2.2%
Eritrea	291	1.9%
Other	694	4.5%
<b>Total</b>	<b>15,552</b>	<b>100%</b>

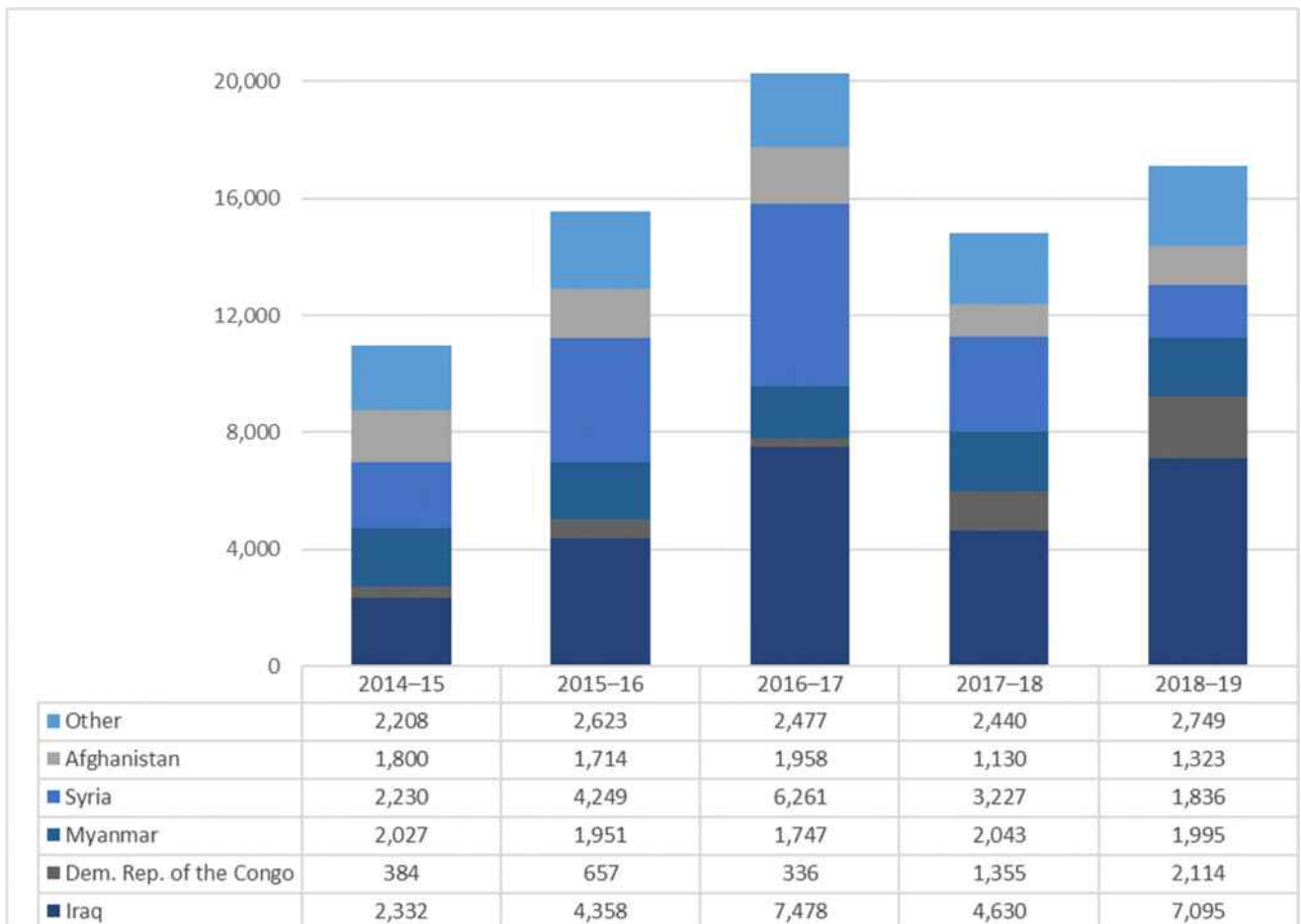
(Continued on the next page)

2014–15		
Country of birth	Number	Per cent
Iraq	2,332	21.2%
Syria	2,230	20.3%
Myanmar	2,027	18.5%
Afghanistan	1,800	16.4%
Dem. Rep. of the Congo	384	3.5%
Eritrea	362	3.3%
Bhutan	354	3.2%
Iran	331	3.0%
Somalia	286	2.6%
Ethiopia	282	2.6%
Other	593	5.4%
<b>Total</b>	<b>10,981</b>	<b>100%</b>

**Notes:**

1. Visas counted include subclass 200 (Refugee), 201 (In-Country Special Humanitarian Program), 202 (Global Special Humanitarian Program), 203 (Emergency Rescue) and 204 (Woman at Risk).
2. The country of birth of principal visa applicants is applied to secondary visa applicants.
3. Data was extracted from departmental systems on 08 July 2019.
4. The 2015–16 and 2016–17 statistics in these tables includes visas granted towards the annual offshore resettlement component of the Humanitarian Program, and the additional 12,000 places for people displaced by conflict in Syria and Iraq.

**Figure 12: Number of persons granted visas, by country of birth and year of grant, 2014–15 to 2018–19**



**Notes:**

1. Visas counted include subclass 200 (Refugee), 201 (In-Country Special Humanitarian Program), 203 (Emergency Rescue) 204 (Woman at Risk) and 202 (Global Special Humanitarian Program).
2. This figure is based on the top 5 countries of birth for grants in 2018–19.
3. The country of birth of principal visa applicants is applied to secondary visa applicants.
4. Data was extracted from departmental systems on 08 July 2019.
5. The 2015–16 and 2016–17 statistics in this table includes visas granted towards the annual offshore resettlement component of the Humanitarian Program, and the additional 12,000 places for people displaced by conflict in Syria and Iraq.

## Grants by country of residence

Table 11: Top ten countries of residence for persons granted visas, 2014–15 to 2018–19

2018–19		
Person Location	Number	Per cent
Lebanon	3,365	19.7%
Iraq	2,528	14.8%
Jordan	1,906	11.1%
Kenya	1,312	7.7%
Turkey	1,254	7.3%
Malaysia	998	5.8%
India	922	5.4%
Thailand	707	4.1%
Pakistan	638	3.7%
Egypt	447	2.6%
Other	3,035	17.7%
<b>Total</b>	<b>17,112</b>	<b>100%</b>

2017–18		
Person Location	Number	Per cent
Lebanon	2,782	18.8%
Jordan	2,079	14.0%
Iraq	1,682	11.3%
Turkey	1,247	8.4%
Kenya	1,218	8.2%
Malaysia	940	6.3%
India	853	5.8%
Thailand	852	5.7%
United Arab Emirates	474	3.2%
Pakistan	421	2.8%
Other	2,277	15.4%
<b>Total</b>	<b>14,825</b>	<b>100%</b>

2016–17		
Person Location	Number	Per cent
Lebanon	6,132	30.3%
Jordan	4,211	20.8%
Turkey	2,057	10.2%
Thailand	1,065	5.3%
Pakistan	966	4.8%
Iraq	944	4.7%
Kenya	792	3.9%
Malaysia	630	3.1%
India	585	2.9%
Iran	585	2.9%
Other	2,290	11.3%
<b>Total</b>	<b>20,257</b>	<b>100%</b>

2015–16		
Person Location	Number	Per cent
Lebanon	4,019	25.8%
Jordan	3,333	21.4%
Turkey	1,224	7.9%
Thailand	1,022	6.6%
Pakistan	949	6.1%
Malaysia	910	5.9%
Kenya	629	4.0%
Iran	569	3.7%
Nepal	558	3.6%
Indonesia	450	2.9%
Other	1,889	12.1%
<b>Total</b>	<b>15,552</b>	<b>100%</b>

2014–15		
Person Location	Number	Per cent
Lebanon	1,816	16.5%
Turkey	1,119	10.2%
Pakistan	1,026	9.3%
Malaysia	998	9.1%
Thailand	852	7.8%
Jordan	845	7.7%
Syria	647	5.9%
Kenya	502	4.6%
Iran	498	4.5%
Indonesia	450	4.1%
Other	2,228	20.3%
<b>Total</b>	<b>10,981</b>	<b>100%</b>

### Notes:

1. Refugee visas include subclass 200 (Refugee), 201 (In-Country Special Humanitarian Program), 203 (Emergency Rescue) and 204 (Woman at Risk). SHP visas include subclass 202 (Global Special Humanitarian Program).
2. Country of residence refers to the country in which the applicant was residing during the processing of their application.
3. The country of residence of principal visa applicants is applied to secondary visa applicants.
4. Data was extracted from departmental systems on 08 July 2019.
5. The 2015–16 and 2016–17 statistics in this table includes visas granted towards the annual offshore resettlement component of the Humanitarian Program, and the additional 12,000 places for people displaced by conflict in Syria and Iraq.



## Other characteristics of persons granted visas

**Table 12: Number of persons granted visas, by age group, sex and program year of grant, 2014–15 to 2018–19**

	2014–15		2015–16		2016–17		2017–18		2018–19	
	Number	Per cent	Number	Per cent	Number	Per cent	Number	Per cent	Number	Per cent
<b>Age group</b>										
0–17	4,289	39.1%	6,232	40.1%	7,701	38.0%	5,872	39.6%	6,870	40.1%
18–29	2,526	23.0%	3,209	20.6%	3,971	19.6%	3,226	21.8%	3,900	22.8%
30–49	2,810	25.6%	4,169	26.8%	5,374	26.5%	3,775	25.5%	4,268	25.0%
50–69	1,122	10.2%	1,591	10.2%	2,595	12.8%	1,620	10.9%	1,748	10.2%
70+	234	2.1%	351	2.3%	616	3.0%	332	2.2%	326	1.9%
<b>Total</b>	<b>10,981</b>	<b>100%</b>	<b>15,552</b>	<b>100%</b>	<b>20,257</b>	<b>100%</b>	<b>14,825</b>	<b>100%</b>	<b>17,112</b>	<b>100%</b>
<b>Sex</b>										
Male	5,442	49.6%	7,724	49.7%	9,976	49.2%	7,291	49.2%	8,447	49.4%
Female	5,539	50.4%	7,828	50.3%	10,281	50.8%	7,534	50.8%	8,665	50.6%
<b>Total</b>	<b>10,981</b>	<b>100%</b>	<b>15,552</b>	<b>100%</b>	<b>20,257</b>	<b>100%</b>	<b>14,825</b>	<b>100%</b>	<b>17,112</b>	<b>100%</b>

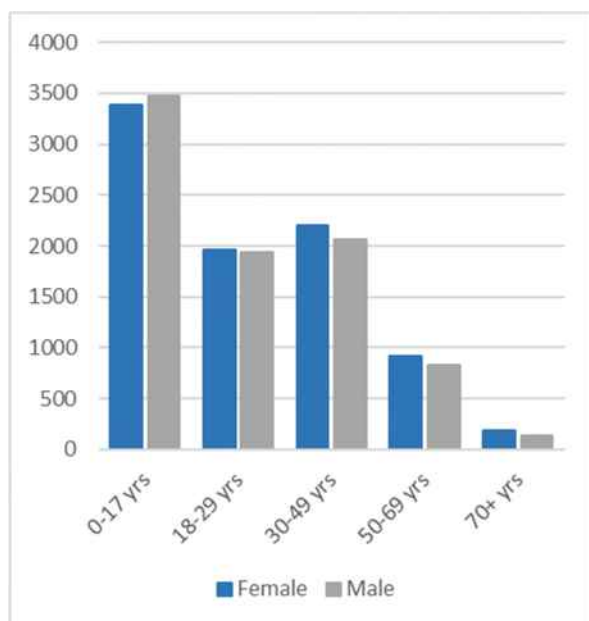
**Notes:**

1. Visas counted include subclass 200 (Refugee), 201 (In-Country Special Humanitarian Program), 202 (Global Special Humanitarian Program), 203 (Emergency Rescue) and 204 (Woman at Risk).
2. Data was extracted from departmental systems on 08 July 2019.
3. The 2015–16 and 2016–17 statistics in this table includes visas granted towards the annual offshore resettlement component of the Humanitarian Program, and the additional 12,000 places for people displaced by conflict in Syria and Iraq.

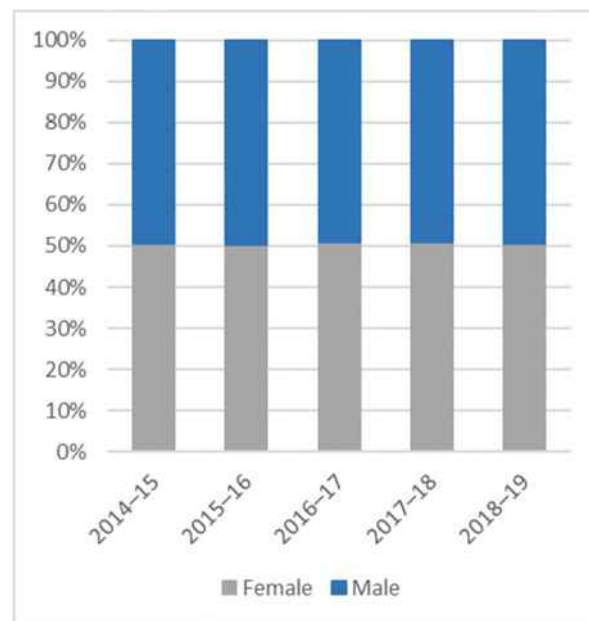
In 2018–19, 40.1 per cent of all persons granted visas were in the age group 0 to 17 years. Persons in this age group have been granted the majority of Humanitarian visas in each year from 2014–15 to 2018–19.

The proportion of males and females granted visas has remained steady at around 50 per cent.

**Figure 13: Number of persons granted visas, by age range and gender, 2018–19**



**Figure 14: Number of persons granted visas, by gender, 2014–15 to 2018–19**

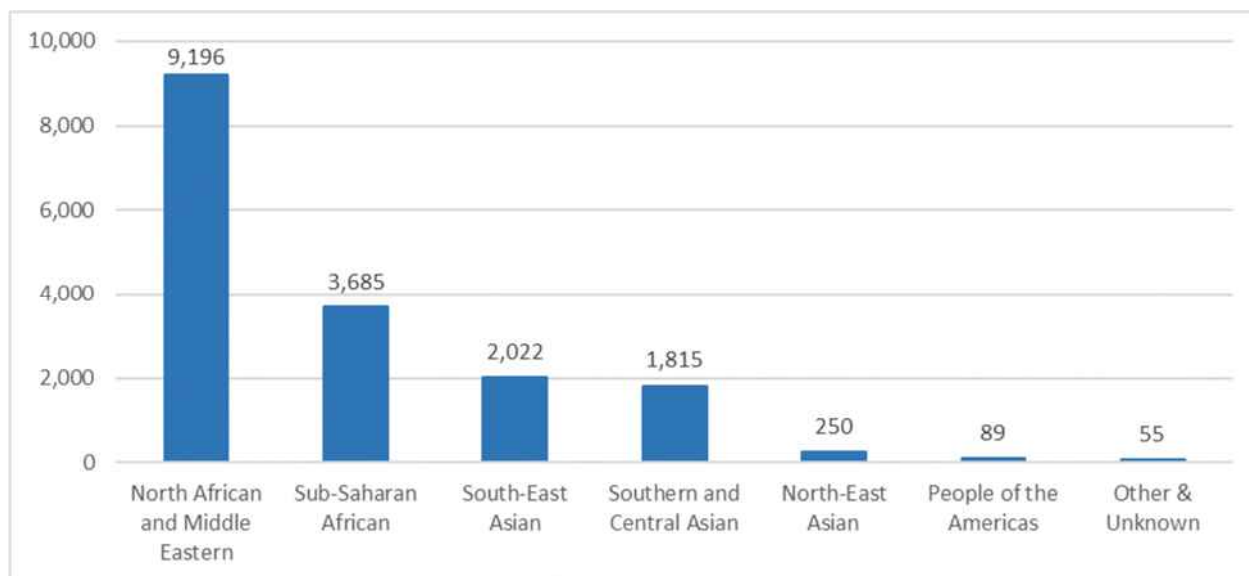


**Notes:**

1. Visas counted include subclass 200 (Refugee), 201 (In-Country Special Humanitarian Program), 202 (Global Special Humanitarian Program), 203 (Emergency Rescue) and 204 (Woman at Risk).
2. Data was extracted from departmental systems on 08 July 2019.
2. The 2015–16 and 2016–17 statistics in Figure 17 includes visas granted towards the annual offshore resettlement component of the Humanitarian Program, and the additional 12,000 places for people displaced by conflict in Syria and Iraq.

**Figure 15: Number of persons granted visas, by broader ethnic grouping, 2018–19**

In 2018–19, visas were granted to 64 different ethnic groups for Refugee visas and 53 different ethnic groups for SHP visas. In total, persons from 74 different ethnic groups were granted visas.

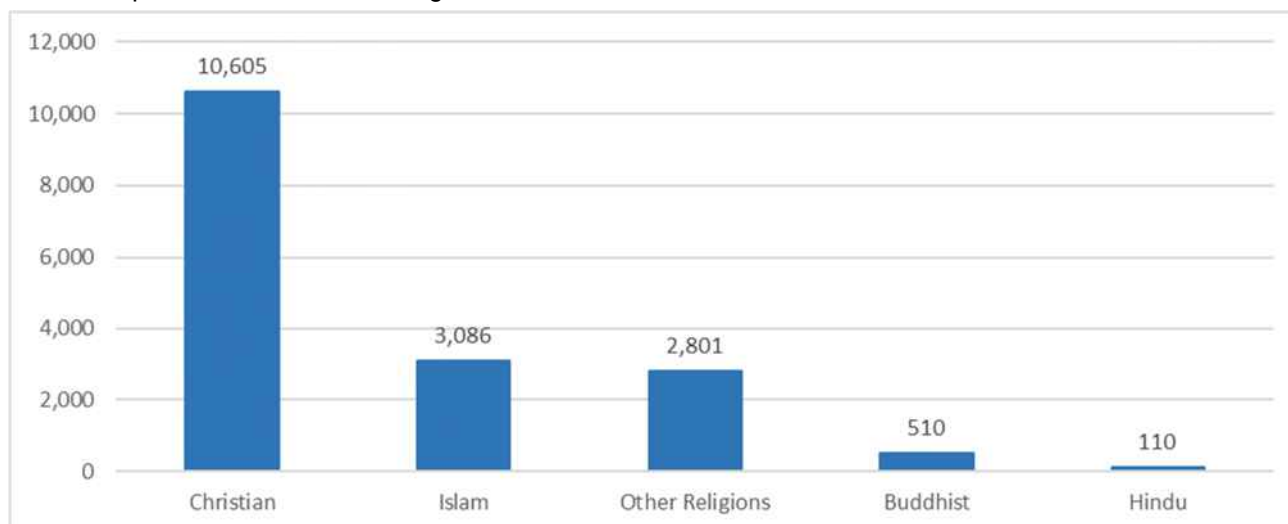


**Notes:**

1. Visas counted include subclass 200 (Refugee), 201 (In-Country Special Humanitarian Program), 203 (Emergency Rescue) 204 (Woman at Risk) and 202 (Global Special Humanitarian Program).
2. The ethnicity of principal visa applicants is applied to secondary visa applicants. Broader ethnic grouping is as classified by 1249.0 - Australian Standard Classification of Cultural and Ethnic Groups (ASCCEG), 2011.
3. Data was extracted from departmental systems on 08 July 2019.
4. The 2015–16 and 2016–17 statistics in this graph includes visas granted towards the annual offshore resettlement component of the Humanitarian Program, and the additional 12,000 places for people displaced by conflict in Syria and Iraq.

**Figure 16: Number of persons granted visas, by religion group, 2018–19**

In 2018–19, 62.0 per cent of all grants were to persons identifying as Christian, 18.0 per cent to persons identifying as Islam and 16.4 per cent to applicants self-identifying other religions (including Yazidis and Baha'i). In total, persons from 58 religious groups were granted visas in 2018–19. It is noted that applicants are not required to indicate their religion.



**Notes:**

1. Visas counted include subclass 200 (Refugee), 201 (In-Country Special Humanitarian Program), 203 (Emergency Rescue) 204 (Woman at Risk) and 202 (Global Special Humanitarian Program).
2. The religion of principal visa applicants is applied to secondary visa applicants.
3. Data was extracted from departmental systems on 08 July 2019.
4. The 2015–16 and 2016–17 statistics in this graph includes visas granted towards the annual offshore resettlement component of the Humanitarian Program, and the additional 12,000 places for people displaced by conflict in Syria and Iraq.

# Vulnerable Women and Children

The 'Vulnerable Women and Children' (VWC) group is an extension of the Woman at Risk visa (subclass 204), which is specific to female applicants and their dependants who are subject to persecution or are otherwise of concern to UNHCR, are living outside their home country without the protection of a male relative and are in danger of victimisation, harassment or serious abuse because of their gender. The VWC group primarily comprises 'Women at Risk' but also includes vulnerable women and their families, without male protection, who might have been resettled under other visa subclasses such as 201 ('in-country') and 202 ('split family').

The Woman at Risk visa subclass was established in recognition of the priority given by UNHCR to the protection of refugee women in particularly vulnerable situations. Its introduction was intended to provide a pathway for the resettlement of vulnerable women refugees and their dependants living without the effective protection of male relatives.

Woman at Risk visa applicants may be unmarried, divorced or widowed and have no male relative who can provide effective protection, or separated from their partners or male relatives due to conflict or other circumstances.

Up until to 2012–13, 12 per cent of refugee places were allocated to Woman at Risk applicants.

In 2013–14 and 2014–15, a commitment was made to grant at least 1000 Woman at Risk visas under the offshore program.

In 2015–16, 1200 refugee places were allocated to Woman at Risk applicants.

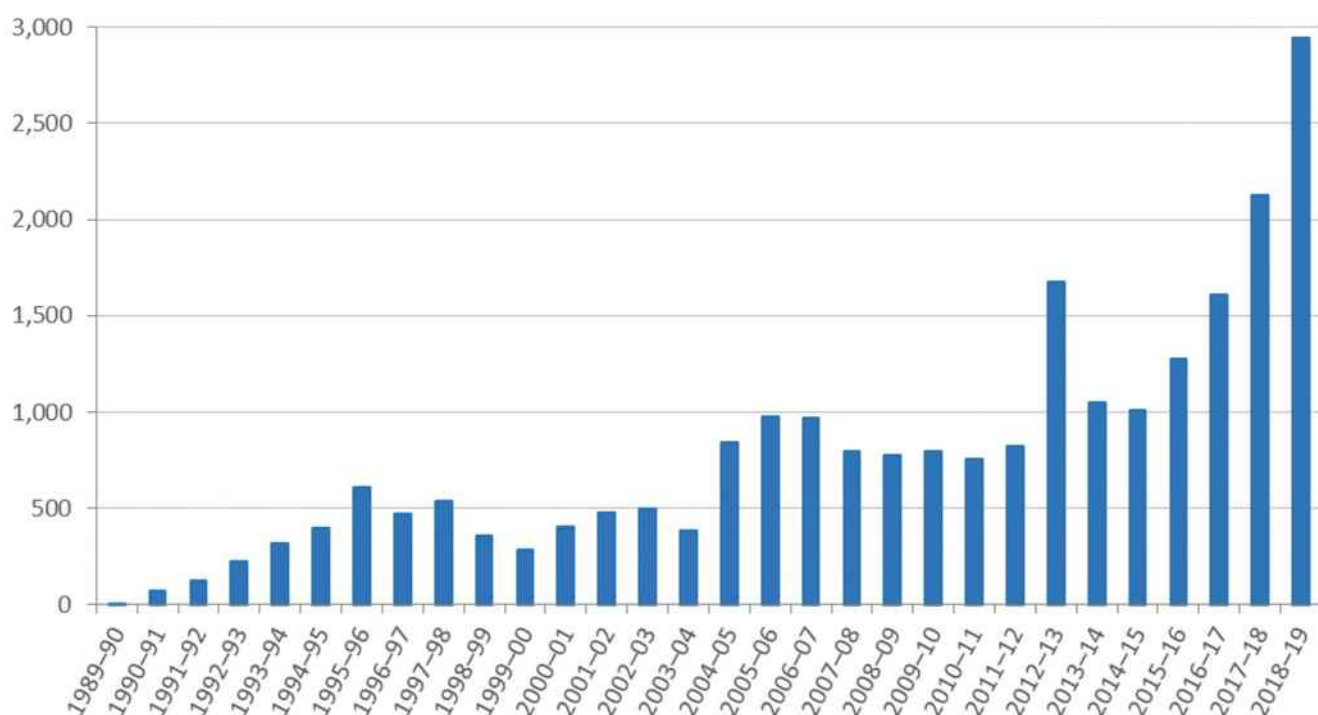
In 2016–17 (and continuing into 2017–18) the proportion of the program for people facing particular vulnerabilities was expanded to include Vulnerable Women and Children from persecuted minority groups such as the Yazidis, who are living in their home country and otherwise may not be eligible under the subclass 204 criteria, in recognition of the vulnerabilities they faced.

Over 23,500 visas have been granted to vulnerable women and their dependants since the establishment of the Woman at Risk visa in 1989.

In 2017–18, the target for vulnerable women and children of 1550 places was exceeded with more than 2120 visas granted to this group.

In 2018–19, the Government continued its commitment to resettling highly vulnerable women by setting aside at least 2565 places for vulnerable women and their families. This was exceeded with more than 2940 visas granted.

**Figure 17: Number of visas granted to Vulnerable Women and Children, by year of grant, 1989–90 to 2018–19**



**Notes:**

1. Data was extracted from departmental systems on 08 July 2019.
2. The 2015–16 statistics in this graph includes visas granted towards the annual offshore resettlement component of the Humanitarian Program, and the additional 12,000 places for people displaced by conflict in Syria and Iraq.

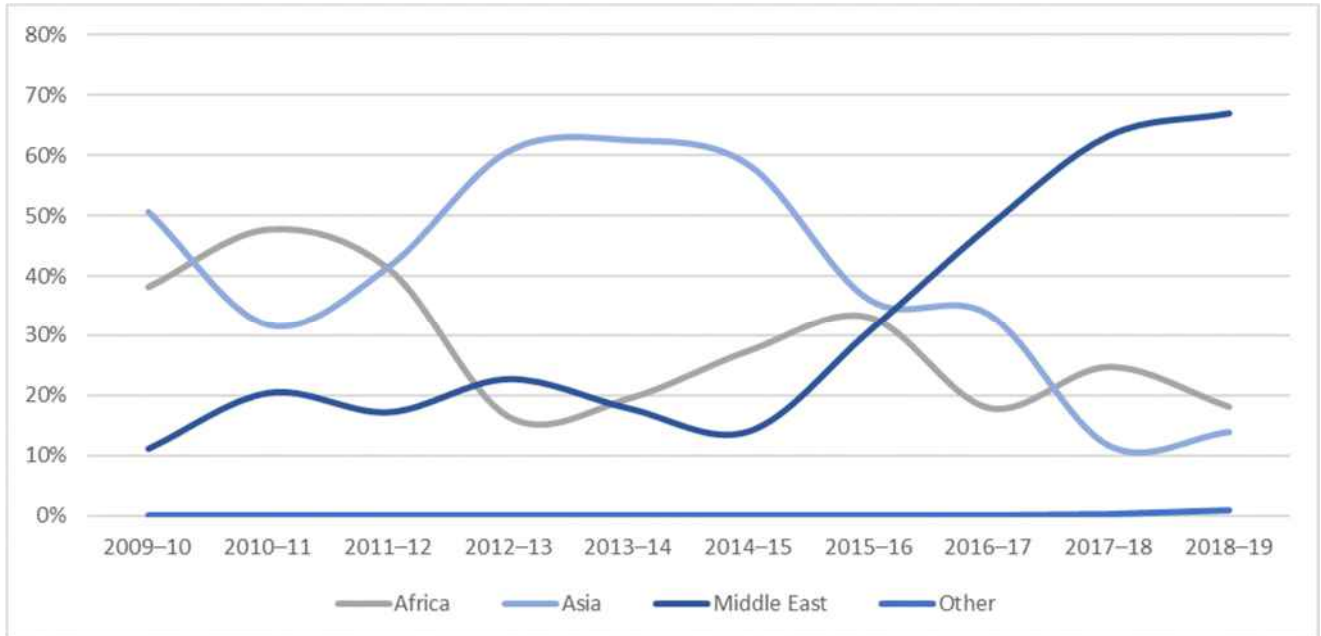
**Table 13: Number of visas granted to Vulnerable Women and Children, by age group and year of grant, 2014–15 to 2018–19**

Age group	Program year of grant				
	2014–15	2015–16	2016–17	2017–18	2018–19
<b>Number</b>					
0–17 years	520	578	788	1,081	1,443
18–29 years	202	289	257	463	667
30–49 years	209	250	330	428	586
50–69 years	49	124	108	126	198
70+ years	13	36	24	28	53
<b>Total</b>	<b>993</b>	<b>1,277</b>	<b>1,607</b>	<b>2,126</b>	<b>2,947</b>
<b>Per cent</b>					
0–17 years	52.4%	45.3%	49.0%	50.8%	49.0%
18–29 years	20.3%	22.6%	22.2%	21.8%	22.6%
30–49 years	21.0%	19.6%	20.5%	20.1%	19.9%
50–69 years	4.9%	9.7%	6.7%	5.9%	6.7%
70+ years	1.3%	2.8%	1.5%	1.3%	1.8%
<b>Total</b>	<b>100%</b>	<b>100%</b>	<b>100%</b>	<b>100%</b>	<b>100%</b>

**Notes:**

1. Data was extracted from departmental systems on 08 July 2019.
2. The 2015–16 statistics in this table includes visas granted towards the annual offshore resettlement component of the Humanitarian Program, and the additional 12,000 places for people displaced by conflict in Syria and Iraq.
3. Any discrepancies between per cent totals and sums of components are due to rounding.

**Figure 18: Proportion of visas granted to Vulnerable Women and Children, by region of birth and year of grant, 2009–10 to 2018–19**



**Notes:**

1. The region of birth of principal visa applicants is applied to secondary visa applicants.
2. Data was extracted from departmental systems on 08 July 2019.
3. The 2015–16 statistics in this graph includes visas granted towards the annual offshore resettlement component of the Humanitarian Program, and the additional 12,000 places for people displaced by conflict in Syria and Iraq.

**Table 14: Top ten countries of birth for Vulnerable Women and Children, 2014–15 to 2018–19**

2018–19		
Country of birth	Number	Per cent
Iraq	1,827	62.0%
Afghanistan	354	12.0%
Dem. Rep. of the Congo	311	10.6%
Syria	115	3.9%
Ethiopia	87	3.0%
Eritrea	78	2.6%
Myanmar	42	1.4%
Burundi	27	0.9%
Iran	27	0.9%
Honduras	11	0.4%
Other	68	2.3%
<b>Total</b>	<b>2,947</b>	<b>100%</b>

2017–18		
Country of birth	Number	Per cent
Iraq	985	46.3%
Dem. Rep. of the Congo	276	13.0%
Afghanistan	206	9.7%
Syria	202	9.5%
Eritrea	103	4.8%
Ethiopia	98	4.6%
Myanmar	58	2.7%
Somalia	51	2.4%
South Sudan	44	2.1%
Burundi	27	1.3%
Other	76	3.6%
<b>Total</b>	<b>2,126</b>	<b>100%</b>

2016–17		
Country of birth	Number	Per cent
Afghanistan	460	28.6%
Syria	309	19.2%
Iraq	196	12.2%
South Sudan	123	7.7%
Bhutan	79	4.9%
Myanmar	77	4.8%
Dem. Rep. of the Congo	75	4.7%
Ethiopia	66	4.1%
Somalia	56	3.5%
Eritrea	56	3.5%
Other	110	6.8%
<b>Total</b>	<b>1,607</b>	<b>100%</b>

2015–16		
Country of birth	Number	Per cent
Afghanistan	348	27.3%
Dem. Rep. of the Congo	196	15.3%
Syria	136	10.7%
Myanmar	127	10.0%
Iraq	125	9.8%
Ethiopia	94	7.4%
Somalia	60	4.7%
Bhutan	43	3.4%
South Sudan	32	2.4%
Eritrea	23	1.8%
Other	93	7.3%
<b>Total</b>	<b>1,277</b>	<b>100%</b>

2014–15		
Country of birth	Number	Per cent
Afghanistan	456	45.9%
Myanmar	114	11.5%
Dem. Rep. of the Congo	96	9.7%
Eritrea	73	7.4%
Ethiopia	71	7.2%
Iraq	66	6.6%
Syria	28	2.8%
Iran	24	2.4%
Somalia	15	1.5%
Sudan	13	1.3%
Other	37	3.7%
<b>Total</b>	<b>993</b>	<b>100%</b>

**Notes:**

1. The country of birth of principal visa applicants is applied to secondary visa applicants.
2. Data was extracted from Departmental systems on 08 July 2019.
3. The 2015–16 statistics in this table includes visas granted towards the annual offshore resettlement component of the Humanitarian Program, and the additional 12,000 places for people displaced by conflict in Syria and Iraq.

# Community Support Program

The Community Support Program (CSP) is intended to provide a sustainable model of private support for those in humanitarian need that complements existing resettlement pathways. The CSP provides a pathway for those in humanitarian need who are of working age, have adequate English language skills and can become financially self-sufficient within 12 months of arrival in Australia.

To ensure CSP entrants are well positioned to enter the workforce shortly after arrival in Australia, they must:

- be aged 18–50
- have adequate English language, and
- have an offer of employment or a pathway to achieve self-sufficiency within 12 months of arrival.

In addition, eligible applicants who are willing to live and work in a regional location receive priority.

Under the CSP, Approved Proposing Organisations (APOs) are responsible for managing the visa application lodgement process, securing employment, and overseeing the settlement of CSP entrants.

The 12 appointed APOs are:

- AMES Australia
- Assyrian Australian Association
- Australian Migrant Resource Centre
- Australian Refugee Association
- The Brotherhood of St Laurence
- Diversitat
- Eastern Christian Welfare Australia
- Illawarra Multicultural Services
- International Organization for Migration
- Multicultural Development Australia
- Settlement Services International
- Spectrum Migrant Resource Centre

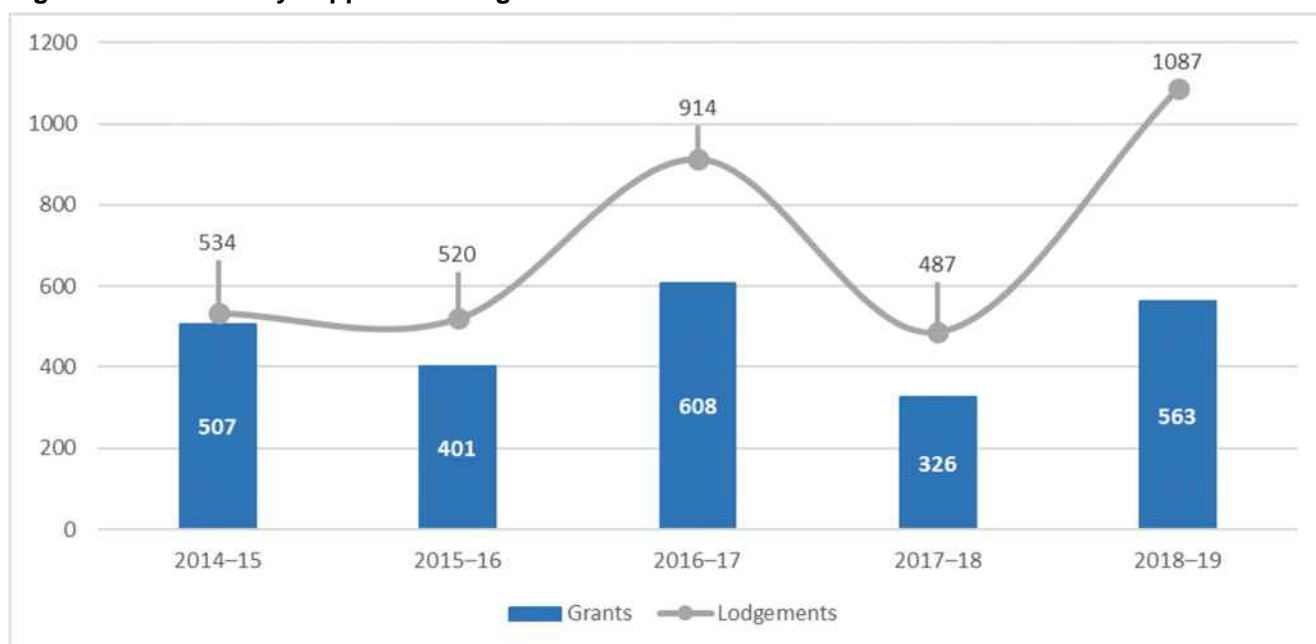
The 2018–19 program year was the CSP's first full year of operation, and during that time 1087 applications were received. Legislation for the CSP commenced on 1 July 2017, with APOs entering into Deeds of Agreement with the Department in March 2018.

In 2018–19 up to 1000 places were allocated to the CSP and its predecessor, the Community Proposal Pilot (CPP), and 563 visas were granted. All places not utilised from the 1000-place CSP allocation were filled through the Special Humanitarian Program (SHP).

The top five countries of birth of people who applied through the CSP in 2018–19 were Iraq, Afghanistan, Eritrea, Syria and Ethiopia.

The top five countries of birth of people granted community supported visas (CSP and CPP) in 2018–19 were Iraq, Afghanistan, Eritrea, Syria and Ethiopia.

**Figure 19: Community supported\* Lodgements and Grants 2014–15 to 2018–19**



\*Includes CSP and CPP.

**Notes:**

1. Data was extracted from departmental systems on 08 July 2019.
2. Applications lodged in one program year may not be finalised in the same program year. Therefore, data relating to lodgements and finalisations (grants and refusals) in a program year cannot be directly compared.

**Table 15: Number of visas granted to Community supported\* applicants, by age group and year of grant, 2014–15 to 2018–19**

	2014–15		2015–16		2016–17		2017–18		2018–19	
	Number	Per cent	Number	Per cent	Number	Per cent	Number	Per cent	Number	Per cent
<b>Age group</b>										
0–17	166	32.7%	149	37.2%	223	36.7%	100	30.7%	206	36.5%
18–29	114	22.5%	93	23.2%	146	24.0%	90	27.6%	132	23.5%
30–49	125	24.7%	109	27.2%	139	22.9%	86	26.4%	176	31.3%
50–69	79	15.6%	47	11.7%	80	13.2%	39	12.0%	43	7.7%
70+	23	4.5%	3	0.7%	20	3.3%	11	3.4%	6	1.1%
<b>Total</b>	<b>507</b>	<b>100%</b>	<b>401</b>	<b>100%</b>	<b>608</b>	<b>100%</b>	<b>326</b>	<b>100%</b>	<b>563</b>	<b>100%</b>
<b>Gender</b>										
Male	269	53.1%	214	53.4%	311	51.2%	149	45.7%	276	49.0%
Female	238	46.9%	187	46.6%	297	48.8%	177	54.3%	287	51.0%
<b>Total</b>	<b>507</b>	<b>100%</b>	<b>401</b>	<b>100%</b>	<b>608</b>	<b>100%</b>	<b>326</b>	<b>100%</b>	<b>563</b>	<b>100%</b>

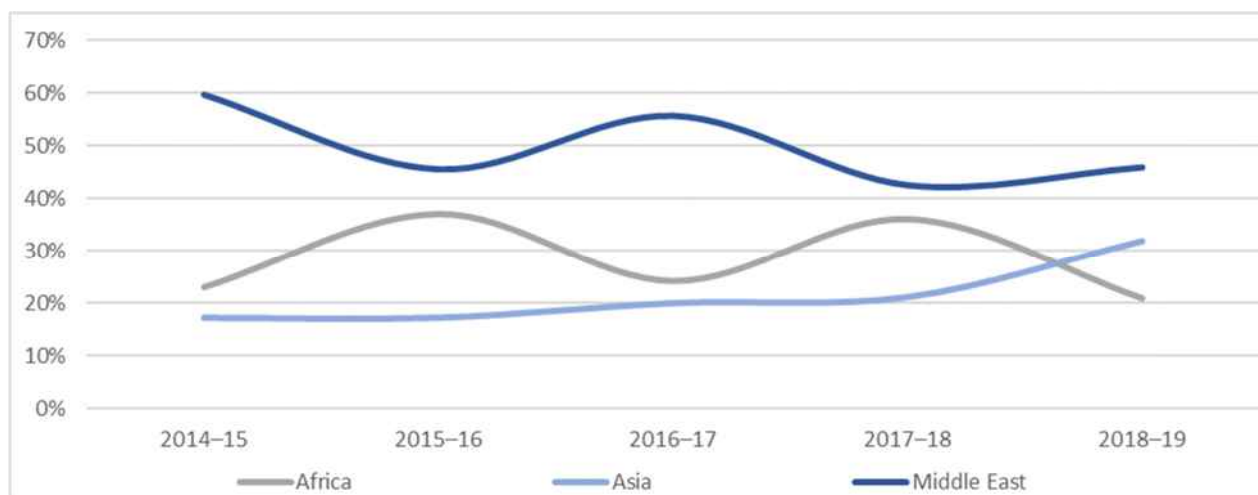
\*Includes CSP and CPP.

**Notes:**

1. Data was extracted from departmental systems on 08 July 2019.
2. Any discrepancies between per cent totals and sums of components are due to rounding.



**Figure 20: Proportion of visas granted to Community supported applicants, by region of birth and year of grant, 2014–15 to 2018–19**



\*Includes CSP and CPP.

**Notes:**

1. The region of birth of principal visa applicants is applied to secondary visa applicants.
2. Data was extracted from departmental systems on 08 July 2019.

**Table 16: Top five countries of birth for Community supported\* applicants, 2014–15 to 2018–19**

2018–19		
Country of birth	Number	Per cent
Iraq	235	41.7%
Afghanistan	157	27.9%
Eritrea	93	16.5%
Syria	23	4.1%
Ethiopia	15	2.7%
Other	40	7.1%
<b>Total</b>	<b>563</b>	<b>100%</b>

2017–18		
Country of birth	Number	Per cent
Iraq	76	23.3%
Afghanistan	59	18.1%
Eritrea	54	16.6%
Somalia	34	10.4%
Myanmar	30	9.2%
Other	73	22.4%
<b>Total</b>	<b>326</b>	<b>100%</b>

2016–17		
Country of birth	Number	Per cent
Iraq	221	36.3%
Eritrea	133	21.9%
Afghanistan	98	16.1%
Syria	44	7.2%
Myanmar	31	5.1%
Other	81	13.3%
<b>Total</b>	<b>608</b>	<b>100%</b>

2015–16		
Country of birth	Number	Per cent
Eritrea	102	25.4%
Iraq	95	23.7%
Syria	41	10.2%
Afghanistan	39	9.7%
Ethiopia	39	9.7%
Other	85	21.2%
<b>Total</b>	<b>401</b>	<b>100%</b>

2014–15		
Country of birth	Number	Per cent
Syria	146	28.8%
Iraq	135	26.6%
Eritrea	74	14.6%
Afghanistan	69	13.6%
Somalia	20	3.9%
Other	63	12.4%
<b>Total</b>	<b>507</b>	<b>100%</b>

\*Includes CSP and CPP.

**Notes:**

1. The country of birth of principal visa applicants is applied to secondary visa applicants.
2. Data was extracted from Departmental systems on 08 July 2019.

# Processing Times

**Table 17: Average processing time (in weeks) of finalised cases, by visa category, decision type and year of finalisation, 2014–15 to 2018–19**

Visa category and decision type	Program year of finalisation				
	2014–15	2015–16	2016–17	2017–18	2018–19
<b>Refugee</b>					
Granted	62.8	52.3	47.6	60.3	57.1
Refused/Withdrawn/Other	30	44.8	24.3	49.8	38.8
<i>Total</i>	36.8	47.9	28.4	52.6	43.5
<b>SHP</b>					
Granted	67.9	71.9	71.1	95.8	79.7
Refused/Withdrawn/Other	51.4	68.4	51.1	34.3	24.0
<i>Total</i>	53.5	69.3	53.9	40.8	32.4
<b>All visa categories</b>					
Granted	65	61.3	59.4	64.3	68.0
Refused/Withdrawn/Other	42.1	60	39.7	42.2	29.2
<b>Total</b>	<b>45.9</b>	<b>60.4</b>	<b>42.7</b>	<b>46.3</b>	<b>36.7</b>

**Notes:**

1. Refugee visas include subclass 200 (Refugee), 201 (In-Country Special Humanitarian Program), 203 (Emergency Rescue) and 204 (Woman at Risk). SHP visas include subclass 202 (Global Special Humanitarian Program).
2. Data was extracted from departmental systems on 08 July 2019.
3. The 2015–16 and 2016–17 statistics in this table includes visas granted towards the annual offshore resettlement component of the Humanitarian Program, and the additional 12,000 places for people displaced by conflict in Syria and Iraq.

An application cannot be granted until health, character and security clearances requirements are satisfied. Other issues such as restricted access to clients due to instability in the countries in which they reside, the need for additional or specialist health and character checks and other variables, can delay visa grants.

# Reference Material

## Glossary

Term	Definition
ABS	The Australian Bureau of Statistics.
Program year	The period beginning from 1 July to 30 June of the following year.
Refugee	<p>Individuals recognized under the 1951 Convention relating to the Status of Refugees; its 1967 Protocol; the 1969 OAU Convention Governing the Specific Aspects of Refugee Problems in Africa; those recognized in accordance with the UNHCR Statute; individuals granted complementary forms of protection; or, those enjoying temporary protection. The refugee population also includes people in a refugee-like situation.</p> <p>A person who has been found to be a refugee as defined in the Refugee Convention. Article 1 of the 1951 Refugee Convention defines a 'refugee' as:            'a person who is outside their country of nationality and unable or unwilling to return because of a well-founded fear of persecution for reasons of race, religion, nationality, membership of a particular social group or political opinion. It obliges signatories not to expel or return refugees to a country where their life or freedom would be threatened on account of their race, religion, nationality, membership of a particular social group or political opinion'</p>
Refugee Convention	The United Nations 1951 Convention relating to the Status of Refugees and the 1967 Protocol relating to the Status of Refugees.
Refusal	A decision that an applicant does not meet the legal criteria for the grant of a visa.
SHPC	<p>Special Humanitarian Processing Centre.</p> <p>The SHPC in Sydney contributes to the delivery of the offshore Humanitarian Program, supporting the operations of Australia's missions overseas. The SHPC registers and acknowledge all new applications with an Australian proposer. Refugee applications referred by UNHCR are lodged directly with Australian missions overseas. SHPC makes a preliminary assessment against legislative requirements.</p>
Split Family	<p>Applications made by immediate family members of a person who holds or held a permanent Humanitarian Program visa are commonly referred to as 'split family' applications.</p> <p>For an applicant to be eligible for a visa under 'split family' provisions:</p> <ul style="list-style-type: none"> <li>• the main applicant must be a member of the proposer's immediate family, and</li> <li>• the proposer must have declared this relationship to the department before the grant of their visa, and</li> <li>• the application must be made within five years of the grant of the proposer's visa.</li> </ul> <p>To propose an immediate family member under the 'split family' provisions of the SHP, the proposer must have been granted one of the following visas within the last five years:</p> <ul style="list-style-type: none"> <li>• SHP visa (subclass 202)</li> <li>• Protection visa (subclass 866)*, or</li> <li>• Resolution of Status visa (subclass 851)*.</li> </ul> <p>* IMAs who arrived on or after 13 August 2012 are not eligible to propose.</p> <p>A member of the proposer's 'immediate family' may include:</p> <ul style="list-style-type: none"> <li>• their spouse or de facto partner</li> <li>• dependent children</li> <li>• parents (if the proposer is under 18 years of age).</li> </ul> <p>A dependent child is the proposer's biological, adopted or step child who is:</p> <ul style="list-style-type: none"> <li>• not married, in a de facto relationship or engaged to be married; and</li> <li>• under 18 years of age, or</li> <li>• aged 18 years or over and wholly or substantially reliant on the main applicant for financial, psychological or physical support.</li> </ul>

Term	Definition
Subclass	<p>The four visa subclasses under the Refugee category are:</p> <ul style="list-style-type: none"> <li>• Subclass 200 (Refugee)—for applicants who have fled persecution in their home country and are living outside their home country.</li> <li>• Subclass 201 (In-country Special Humanitarian)—for applicants living in their home country who are subject to persecution.</li> <li>• Subclass 203 (Emergency Rescue)—for applicants who are living in or outside their home country and who are in urgent need of protection because there is an immediate threat to their life and security.</li> <li>• Subclass 204 (Woman at Risk)—for female applicants and their dependants who are subject to persecution or are people of concern to UNHCR, are living outside their home country without the protection of a male relative and are in danger of victimisation, harassment or serious abuse because of their gender. This subclass recognises the priority given by UNHCR to the protection of refugee women who are in particularly vulnerable situations.</li> </ul> <p>The only subclass under the SHP is:</p> <ul style="list-style-type: none"> <li>▪ Subclass 202 (Special Humanitarian Program) —the applicant must be subject to substantial discrimination amounting to gross violation of their human rights in their home country, living outside their home country at the time of application and have links with Australia. If the application is successful, SHP proposers help the applicant organise and pay for their travel to Australia and assist with their accommodation and initial orientation in Australia. SHP proposers must be an Australian citizen, permanent resident or eligible New Zealand citizen over the age of 18, or an organisation operating in Australia.</li> </ul>
The Department	The Department of Home Affairs.
The Offshore Program	<p>Australia's Offshore Humanitarian program, comprising:</p> <ul style="list-style-type: none"> <li>• Refugee Program: the component which provides resettlement to Australia for people outside their home country subject to persecution in their home country</li> <li>• Special Humanitarian Program: the component is for people who have been subject to substantial discrimination amounting to gross violation of their human rights in their home country, are living outside their home country at the time of application and have links with Australia. Substantial discrimination involves the deprivation of their basic human rights such as access to education and employment, freedom of speech and freedom to practice one's religion.</li> </ul>
UNHCR	<p>United Nations High Commissioner for Refugees.</p> <p>The UNHCR leads and coordinates international action to protect refugees and resolve refugee problems worldwide. It was established by United Nations General Assembly on 14 December 1950.</p>
Visa process	<p>All offshore visa applications are registered and then assessed against visa criteria. Following assessment, applications are finalised, either being granted or refused. At any stage a visa application may be withdrawn by the applicant. Delays in processing may be caused by circumstances in the country of residence, the need for additional or specialist health and character checks and other variables.</p>

## Appendix A: Country of birth regions

North African and the Middle East			
Algeria	Israel	Oman	Syria
Bahrain	Jordan	Palestinian Authority	Tunisia
Egypt	Kuwait	Qatar	Turkey
Gaza Strip	Lebanon	Saudi Arabia	United Arab Emirates
Iran	Libya	South Sudan	Yemen
Iraq	Morocco	Sudan	

North-East Asia
China
Mongolia
North Korea
South Korea
Tibet (so stated)

South-East Asia	
Cambodia	Philippines
Indonesia	Singapore
Laos	Thailand
Malaysia	Vietnam
Myanmar	

Southern and Central Asia		
Afghanistan	India	Pakistan
Armenia	Kazakhstan	Sri Lanka
Bangladesh	Kyrgyzstan	Turkmenistan
Bhutan	Maldives	Uzbekistan
Georgia	Nepal	

Sub-Saharan Africa			
Angola	Democratic Republic of the Congo	Mali	Somalia
Burkina Faso	Djibouti	Mauritania	South Africa
Burundi	Eritrea	Mauritius	Tanzania
Cameroon	Ethiopia	Mozambique	Togo
Central Africa (so stated)	Gambia	Namibia	Uganda
Central African Republic	Ghana	Niger	Zambia
Chad	Guinea	Nigeria	Zimbabwe
Comoros	Kenya	Rwanda	
Congo	Liberia	Senegal	
Cote D'Ivoire	Malawi	Sierra Leone	

Americas		
Central America (so stated)	Guatemala	Nicaragua
Colombia	Haiti	United States
Cuba	Honduras	Venezuela
El Salvador	Mexico	

North-West Europe	
Austria	Germany
Belgium	Monaco
England	Switzerland
France	United Kingdom

Southern and Eastern Europe			
Albania	Czechoslovakia	Latvia	Spain
Belarus	Former Yugoslavia	Moldova	U.S.S.R.
Bosnia-Herzegovina	Greece	Poland	Ukraine
Bulgaria	Hungary	Romania	
Croatia	Italy	Russian Federation	
Czech Republic	Kosovo	Serbia	

Oceania
Australia
Fiji
Papua New Guinea