



# Pakistan-born Community Information Summary

## Historical Background

Pakistan was part of British India before India was partitioned into two independent states on 14 August 1947. In the decades that followed, internal divisions between East and West Pakistan led to the formation of two separate countries in 1971, when East Pakistan became Bangladesh and West Pakistan was renamed Pakistan.

People from Pakistan have been in Australia since the 1860s. According to the 1901 Census there were 600 cameleers in Australia, 240 of whom were Afghan while the remainder were born in north Indian provinces in what is now modern Pakistan. The cameleers, ex-soldiers of the British Indian army, were employed to assist with exploration expeditions. Some lived in central Australia, working as camel drivers, trainers and breeders, wool and water carriers, hawkers and mail carriers. 'Afghan' hawkers, including people from what is today Pakistan, were commonly written about in those days throughout Victoria.

While other migration from Pakistan to Australia occurred in the late 1960s and early 1970s, the community remained small. In 1991, the Census recorded 5930 Pakistan-born people in Australia.

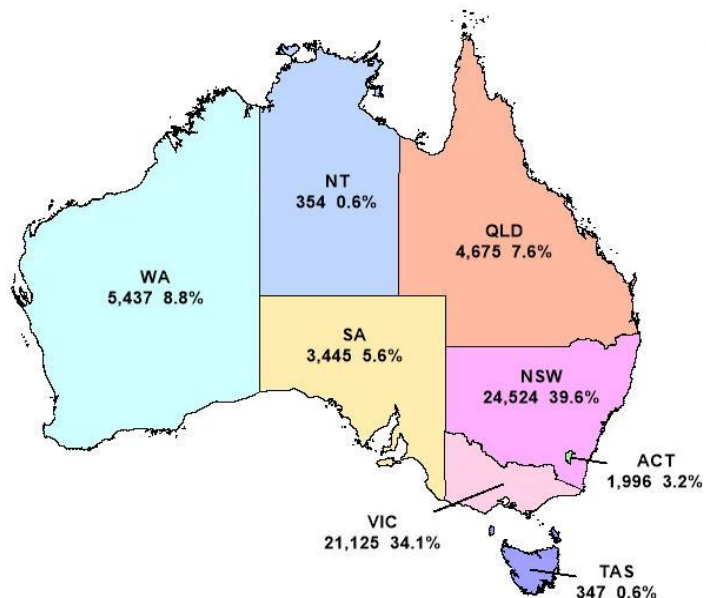
Most migration from Pakistan has occurred in the past few decades, many being of professionals from urban areas. The Pakistani are also one of the fastest growing communities in Australia, with the Pakistan-born more than doubling from 30,221 to 61,918 between 2011 and 2016. The majority reside in New South Wales and Victoria.

## 2016 Census

### Geographic Distribution

The latest Census in 2016 recorded 61,913 Pakistan-born people in Australia, an increase of 104.9 per cent from the 2011 Census.

The 2016 distribution by State and Territory showed New South Wales had the largest number with 24,524 followed by Victoria (21,125), Western Australia (5,437) and Queensland (4,675).

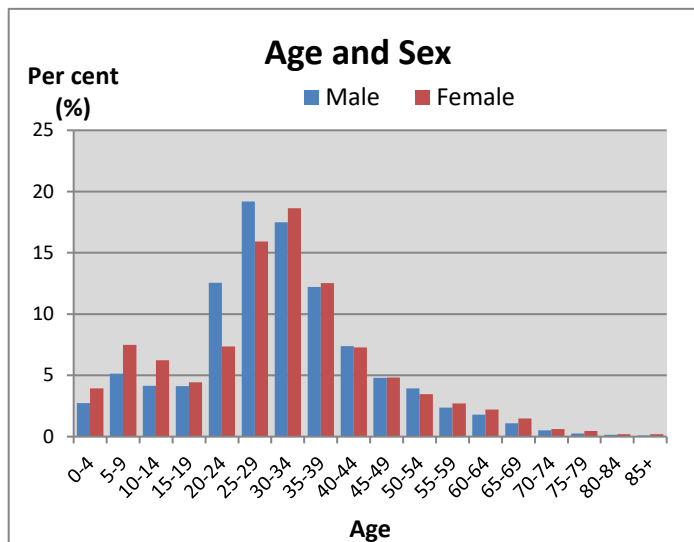


## Age and Sex

The median age of the Pakistan-born in 2016 was 30 years compared with 44 years for all overseas-born and 38 years for the total Australian population.

The age distribution showed 14.2 per cent were aged 0-14 years, 14.8 per cent were 15-24 years, 55.5 per cent were 25-44 years, 13.0 per cent were 45-64 years and 2.4 per cent were 65 years and over.

Of the Pakistan-born in Australia, there were 37,720 males (60.9 per cent) and 24,195 females (39.1 per cent). The sex ratio was 156 males per 100 females.

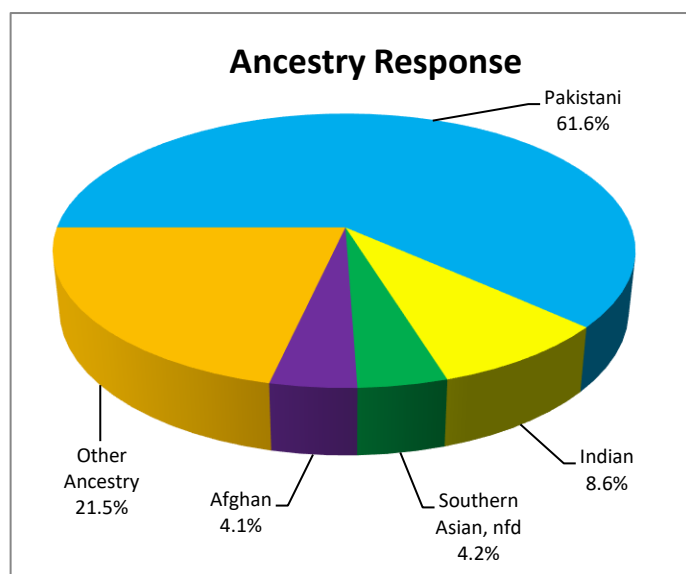


## Ancestry

In the 2016 Census, the top ancestry responses\* that Pakistan-born people reported were Pakistani (42,819), Indian (5,993) and Southern Asian, nfd (2,941).

In the 2016 Census, Australians reported over 300 different ancestries. Of the total ancestry responses\* 64,344 responses were towards Pakistani ancestry.

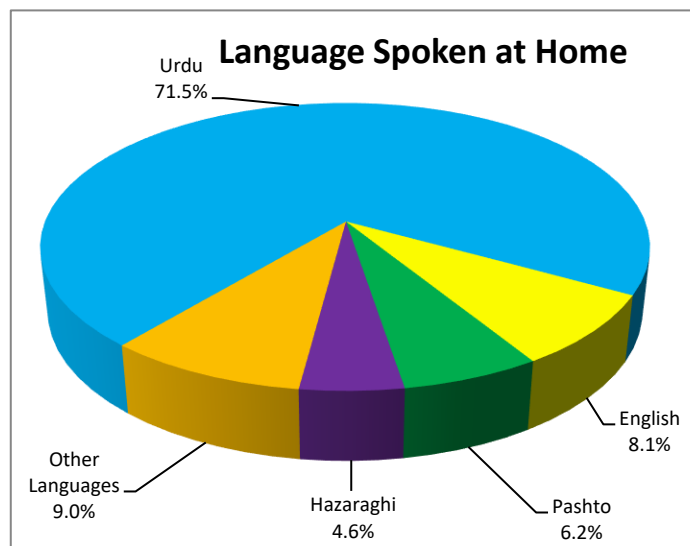
\* At the 2016 Census up to two responses per person were allowed for the Ancestry question, therefore there can be more responses than total persons.



## Language

The main languages spoken at home by Pakistan-born people in Australia were Urdu (44,281), English (4,995) and Pashto (3,867).

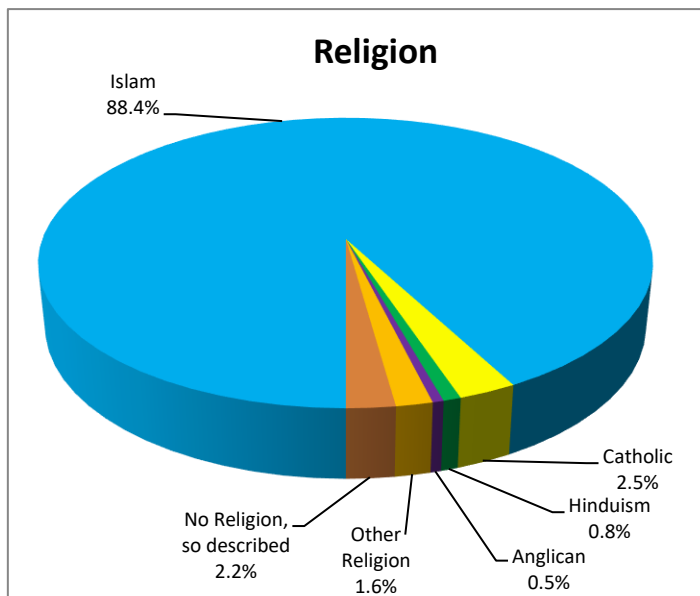
Of the 56,757 Pakistan-born who spoke a language other than English at home, 90.3 per cent spoke English very well or well, and 8.9 per cent spoke English not well or not at all.



## Religion

At the 2016 Census the major religious affiliations amongst Pakistan-born were Islam (54,732), Catholic (1,568) and Hinduism (478).

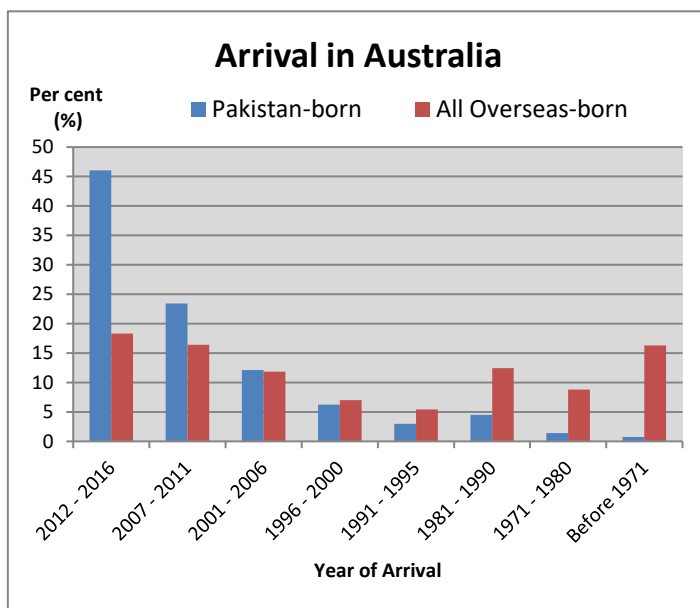
Of the Pakistan-born, 2.2 per cent stated 'No Religion' which was lower than that of the total Australian population (29.6 per cent), and 3.9 per cent did not state a religion.



## Arrival

Compared to 61.8 per cent of the total overseas-born population, 27.9 per cent of the Pakistan-born people in Australia arrived in Australia prior to 2007.

Among the total Pakistan-born in Australia at the 2016 Census, 23.4 per cent arrived between 2007 and 2011 and 46.1 per cent arrived between 2012 and 2016.



## Median Income


At the time of the 2016 Census, the median Individual Weekly Income for the Pakistan-born in Australia aged 15 years and over was \$470, compared with \$615 for all overseas-born and \$688 for all Australian-born.

The total Australian population aged 15 and over had a median Individual Weekly Income of \$662.

### Qualifications

At the 2016 Census, 68.3 per cent of the Pakistan-born aged 15 years and over had some form of higher non-school qualification compared to 60.1 per cent of the Australian population.

Of the Pakistan-born aged 15 years and over, 12.5 per cent had no qualifications and were still attending an educational institution. The corresponding rate for the total Australian population was 8.5 per cent.

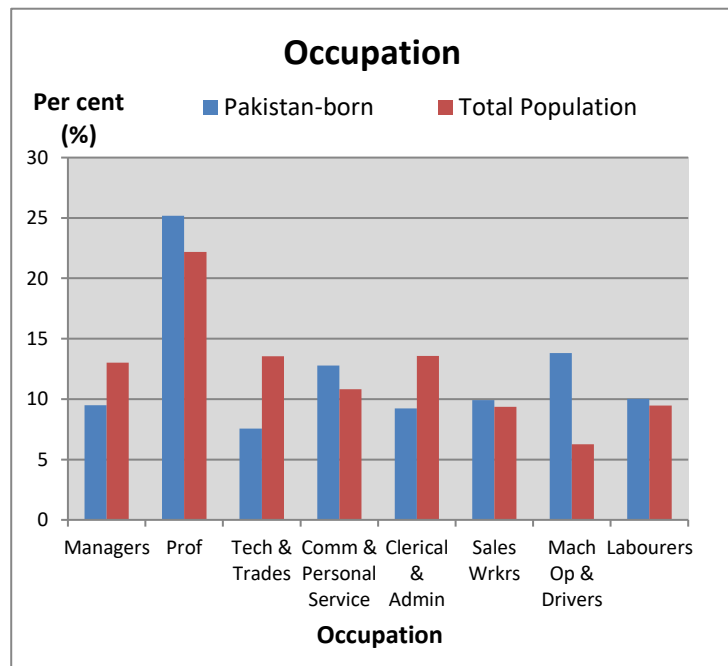


### Employment

Among Pakistan-born people aged 15 years and over, the participation rate in the labour force was 66.4 per cent and the unemployment rate was 13.3 per cent.

The corresponding rates in the total Australian population were 64.6 per cent and 6.9 per cent respectively.

Of the 30,311 Pakistan-born who were employed, 42.2 per cent were employed in either a skilled managerial, professional or trade occupation. The corresponding rate in the total Australian population was 48.8 per cent.



**Produced by the Australian Bureau of Statistics for the Department of Home Affairs**

All data used in this summary is sourced from the Australian Bureau of Statistics Census of Population and Housing.