



# Bulgaria-born Community Information Summary

## Historical Background

The earliest Bulgarian migrants settled in Australia in the mid to late nineteenth century. However, the first organised group of Bulgarians numbered 100 and arrived in 1907, settling in different parts of Australia.

Bulgarian migrants continued to arrive in Australia in the following years and like most Southern European migrants they were young working class men including peasants, labourers and tradesmen. Most settled in rural areas and engaged in unskilled, but well-paid employment. Many returned to Bulgaria to marry and brought their wives with them to Australia.

Migration from Bulgaria increased after the end of World War II. The first group to arrive in 1949 were Bulgarian displaced persons.

This group was soon joined by political refugees fleeing Bulgaria's post war communist regime, which included people from all walks of life including educated professionals.

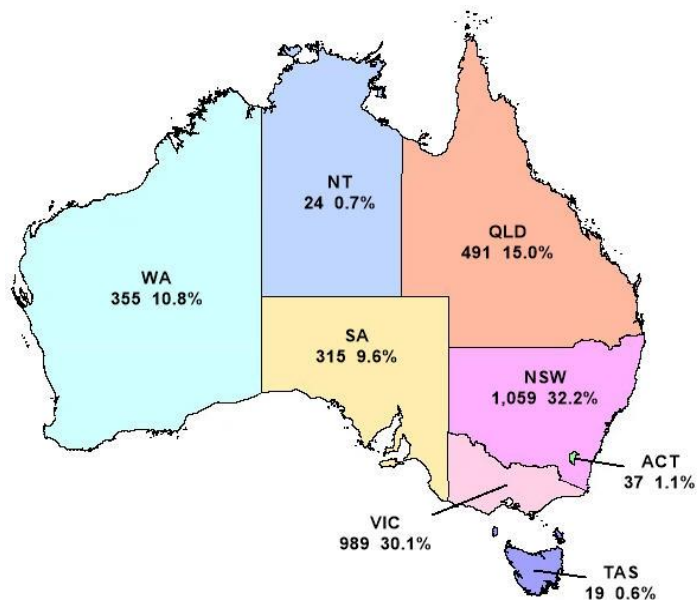
After 1975, most Bulgarians migrated to Australia for economic reasons. The 2011 Census recorded 2915 Bulgaria-born people in Australia.

## 2016 Census

### Geographic Distribution

The latest Census in 2016 recorded 3,284 Bulgaria-born people in Australia, an increase of 12.7 per cent from the 2011 Census.

The 2016 distribution by State and Territory showed New South Wales had the largest number with 1,059 followed by Victoria (989), Queensland (491) and Western Australia (355).

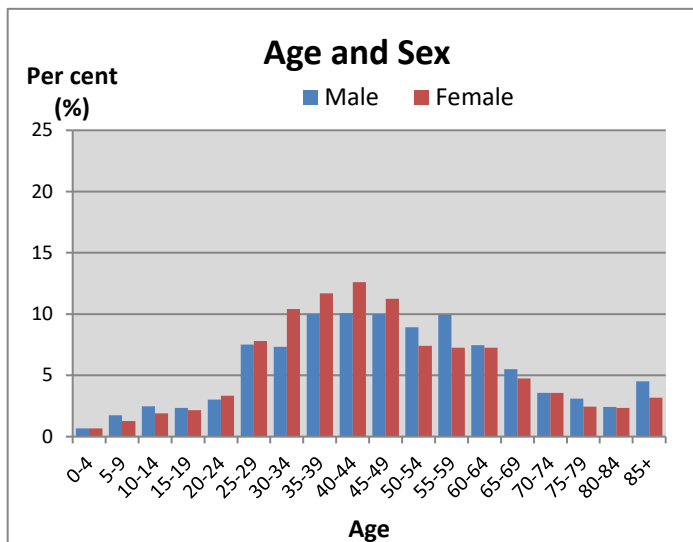


## Age and Sex

The median age of the Bulgaria-born in 2016 was 45 years compared with 44 years for all overseas-born and 38 years for the total Australian population.

The age distribution showed 4.2 per cent were aged 0-14 years, 5.4 per cent were 15-24 years, 38.6 per cent were 25-44 years, 34.4 per cent were 45-64 years and 17.3 per cent were 65 years and over.

Of the Bulgaria-born in Australia, there were 1,489 males (45.3 per cent) and 1,794 females (54.6 per cent). The sex ratio was 83 males per 100 females.

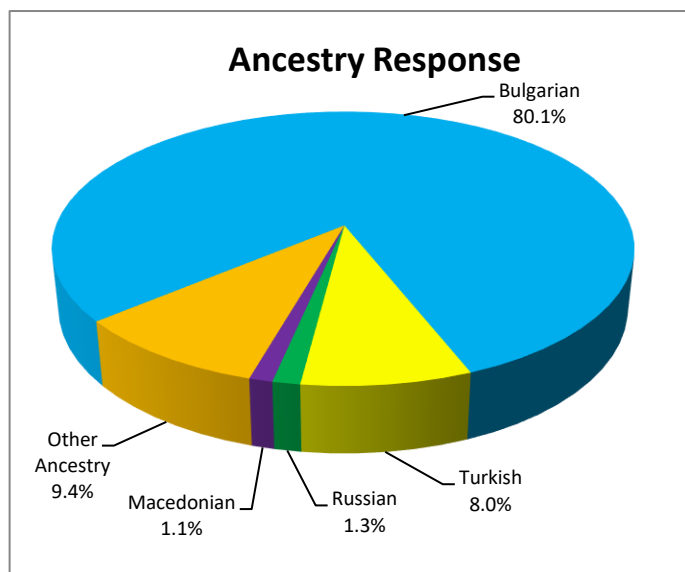


## Ancestry

In the 2016 Census, the top ancestry responses\* that Bulgaria-born people reported were Bulgarian (2,818), Turkish (283) and Russian (46).

In the 2016 Census, Australians reported over 300 different ancestries. Of the total ancestry responses\* 6,766 responses were towards Bulgarian ancestry.

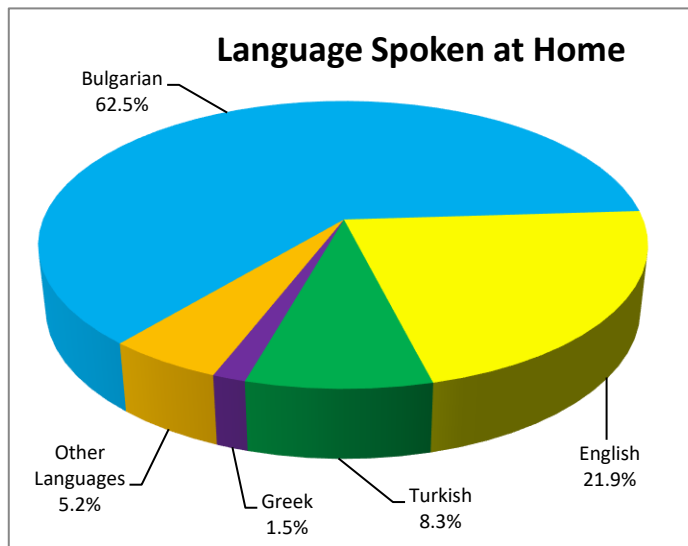
\* At the 2016 Census up to two responses per person were allowed for the Ancestry question, therefore there can be more responses than total persons.



## Language

The main languages spoken at home by Bulgaria-born people in Australia were Bulgarian (2,052), English (719) and Turkish (272).

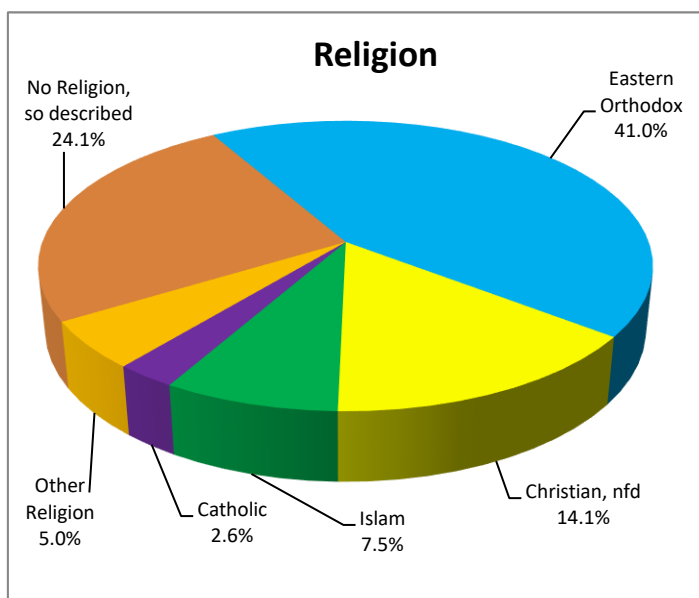
Of the 2,559 Bulgaria-born who spoke a language other than English at home, 88.4 per cent spoke English very well or well, and 11.2 per cent spoke English not well or not at all.



## Religion

At the 2016 Census the major religious affiliations amongst Bulgaria-born were Eastern Orthodox (1,348), Christian, nfd (463) and Islam (245).

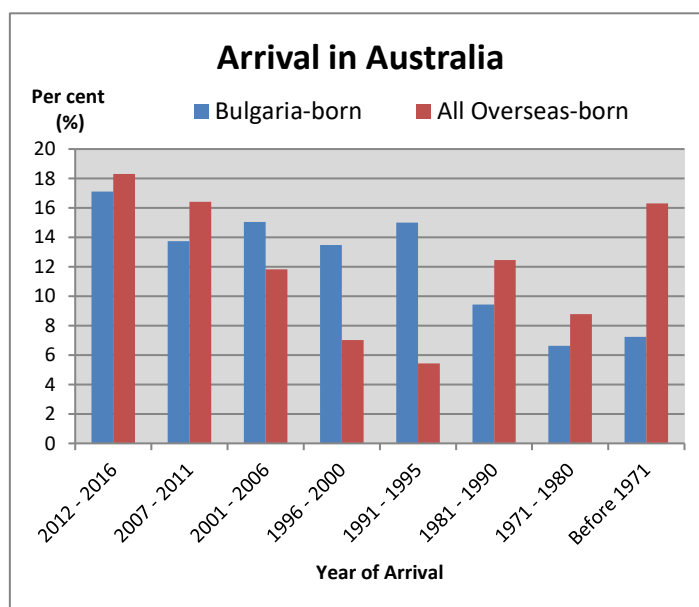
Of the Bulgaria-born, 24.1 per cent stated 'No Religion' which was lower than that of the total Australian population (29.6 per cent), and 5.4 per cent did not state a religion.



## Arrival

Compared to 61.8 per cent of the total overseas-born population, 66.9 per cent of the Bulgaria-born people in Australia arrived in Australia prior to 2007.

Among the total Bulgaria-born in Australia at the 2016 Census, 13.7 per cent arrived between 2007 and 2011 and 17.1 per cent arrived between 2012 and 2016.



## Median Income


At the time of the 2016 Census, the median Individual Weekly Income for the Bulgaria-born in Australia aged 15 years and over was \$761, compared with \$615 for all overseas-born and \$688 for all Australian-born.

The total Australian population aged 15 and over had a median Individual Weekly Income of \$662.

### Qualifications

At the 2016 Census, 73.8 per cent of the Bulgaria-born aged 15 years and over had some form of higher non-school qualification compared to 60.1 per cent of the Australian population.

Of the Bulgaria-born aged 15 years and over, 4.5 per cent had no qualifications and were still attending an educational institution. The corresponding rate for the total Australian population was 8.5 per cent.

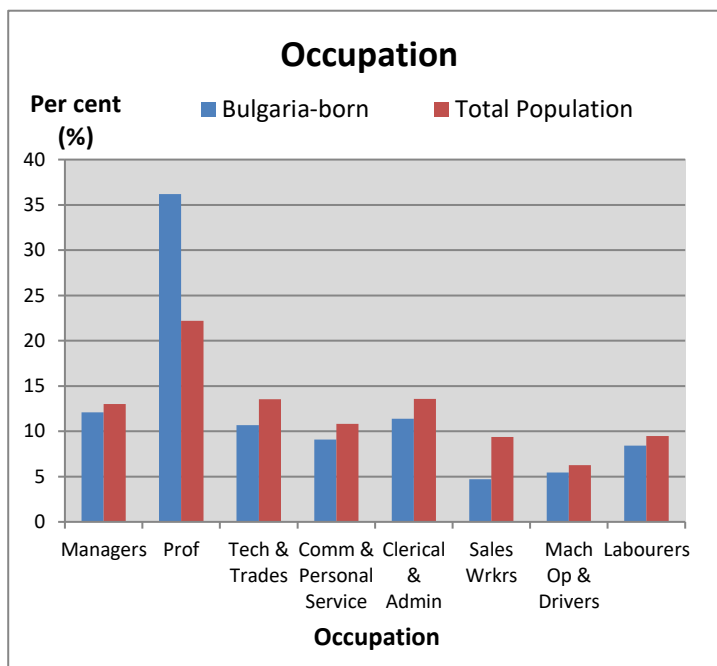


### Employment

Among Bulgaria-born people aged 15 years and over, the participation rate in the labour force was 68.8 per cent and the unemployment rate was 8.4 per cent.

The corresponding rates in the total Australian population were 64.6 per cent and 6.9 per cent respectively.

Of the 1,960 Bulgaria-born who were employed, 58.9 per cent were employed in either a skilled managerial, professional or trade occupation. The corresponding rate in the total Australian population was 48.8 per cent.



**Produced by the Australian Bureau of Statistics for the Department of Home Affairs**

All data used in this summary is sourced from the Australian Bureau of Statistics Census of Population and Housing.