



Brazil-born Community Information Summary

Historical Background

Brazilian migration to Australia, similar to the other Latin American countries, has a recent history. There was some early migration from Brazil to Australia during the 19th century, when English ships stopped at Rio de Janeiro en route to Australia.

By 1901 there were only 105 Brazil-born living in Australia.

The Brazilian population in Australia remained small until the a larger scale migration from Latin America started under the Australian Government's assisted migration program in the late 1960s and early 1970s. In the 1980s, towards the end of the military dictatorship, significant numbers migrated to Australia under the Humanitarian Program.

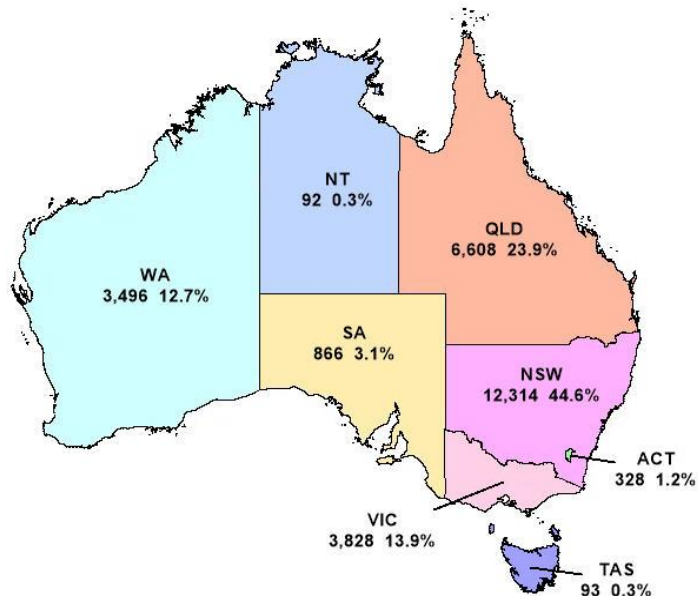
Migration from Brazil has increased since the early 2000s and compared to the first Brazilian immigrants who were from lower socio-economic backgrounds, most new arrivals are well-educated and from middle to higher socio-economic backgrounds. Many also arrived as students, particularly to learn English in a temperate climate similar to their own.

2016 Census

Geographic Distribution

The latest Census in 2016 recorded 27,630 Brazil-born people in Australia, an increase of 90.4 per cent from the 2011 Census.

The 2016 distribution by State and Territory showed New South Wales had the largest number with 12,314 followed by Queensland (6,608), Victoria (3,828) and Western Australia (3,496).

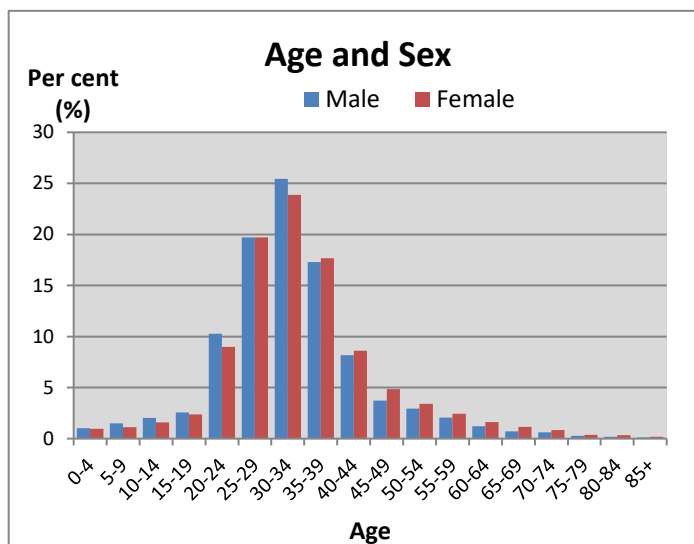


Age and Sex

The median age of the Brazil-born in 2016 was 32 years compared with 44 years for all overseas-born and 38 years for the total Australian population.

The age distribution showed 4.1 per cent were aged 0-14 years, 12.1 per cent were 15-24 years, 70.2 per cent were 25-44 years, 11.2 per cent were 45-64 years and 2.4 per cent were 65 years and over.

Of the Brazil-born in Australia, there were 12,897 males (46.7 per cent) and 14,734 females (53.3 per cent). The sex ratio was 88 males per 100 females.

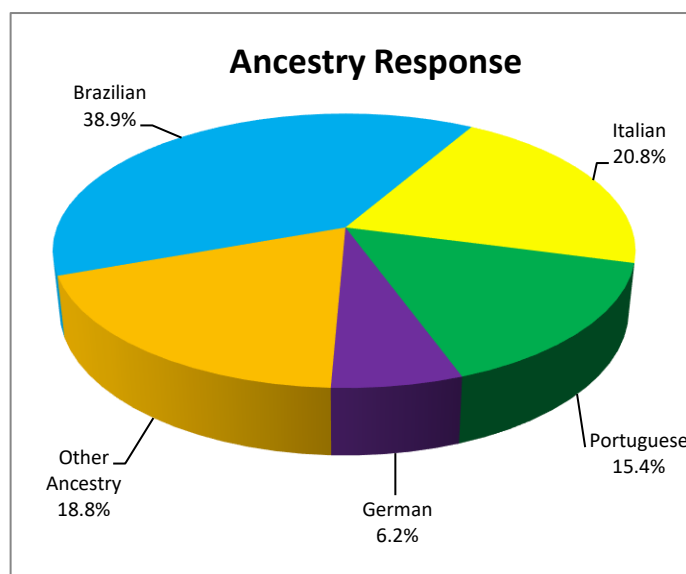


Ancestry

In the 2016 Census, the top ancestry responses* that Brazil-born people reported were Brazilian (14,575), Italian (7,774) and Portuguese (5,754).

In the 2016 Census, Australians reported over 300 different ancestries. Of the total ancestry responses* 21,354 responses were towards Brazilian ancestry.

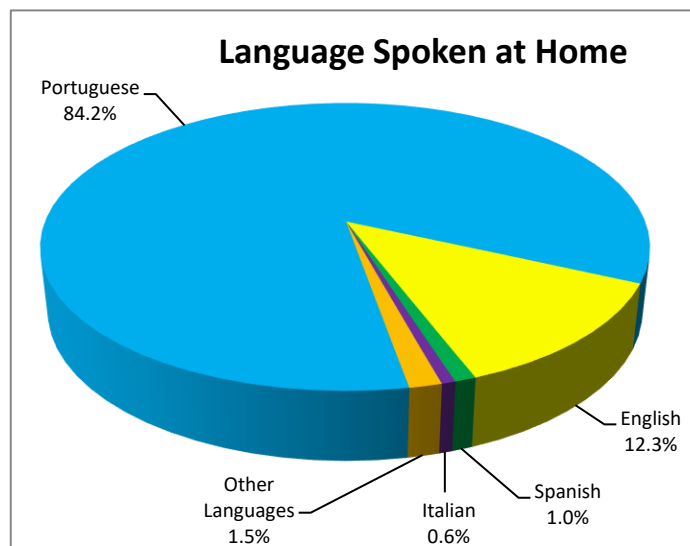
* At the 2016 Census up to two responses per person were allowed for the Ancestry question, therefore there can be more responses than total persons.



Language

The main languages spoken at home by Brazil-born people in Australia were Portuguese (23,261), English (3,412) and Spanish (265).

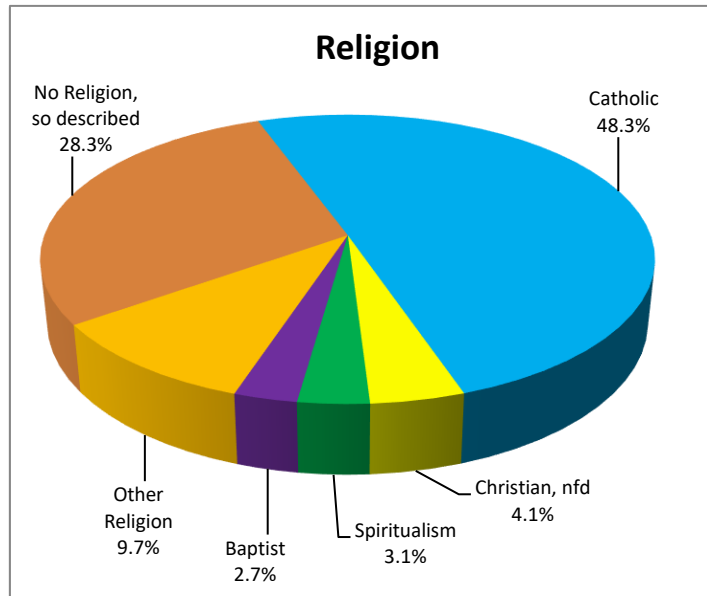
Of the 24,138 Brazil-born who spoke a language other than English at home, 90.4 per cent spoke English very well or well, and 9.1 per cent spoke English not well or not at all.



Religion

At the 2016 Census the major religious affiliations amongst Brazil-born were Catholic (13,351), Christian, nfd (1,129) and Spiritualism (854).

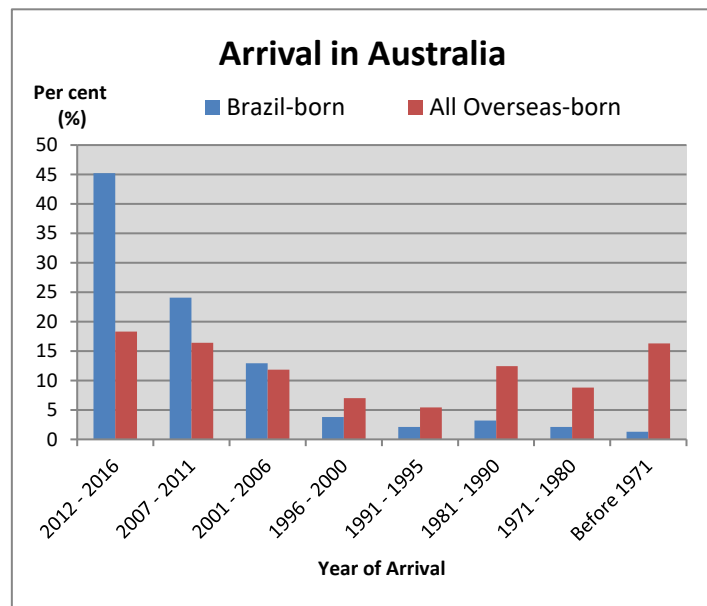
Of the Brazil-born, 28.3 per cent stated 'No Religion' which was lower than that of the total Australian population (29.6 per cent), and 3.2 per cent did not state a religion.



Arrival

Compared to 61.8 per cent of the total overseas-born population, 25.4 per cent of the Brazil-born people in Australia arrived in Australia prior to 2007.

Among the total Brazil-born in Australia at the 2016 Census, 24.1 per cent arrived between 2007 and 2011 and 45.2 per cent arrived between 2012 and 2016.



Median Income


At the time of the 2016 Census, the median Individual Weekly Income for the Brazil-born in Australia aged 15 years and over was \$669, compared with \$615 for all overseas-born and \$688 for all Australian-born.

The total Australian population aged 15 and over had a median Individual Weekly Income of \$662.

Qualifications

At the 2016 Census, 78.1 per cent of the Brazil-born aged 15 years and over had some form of higher non-school qualification compared to 60.1 per cent of the Australian population.

Of the Brazil-born aged 15 years and over, 11.0 per cent had no qualifications and were still attending an educational institution. The corresponding rate for the total Australian population was 8.5 per cent.

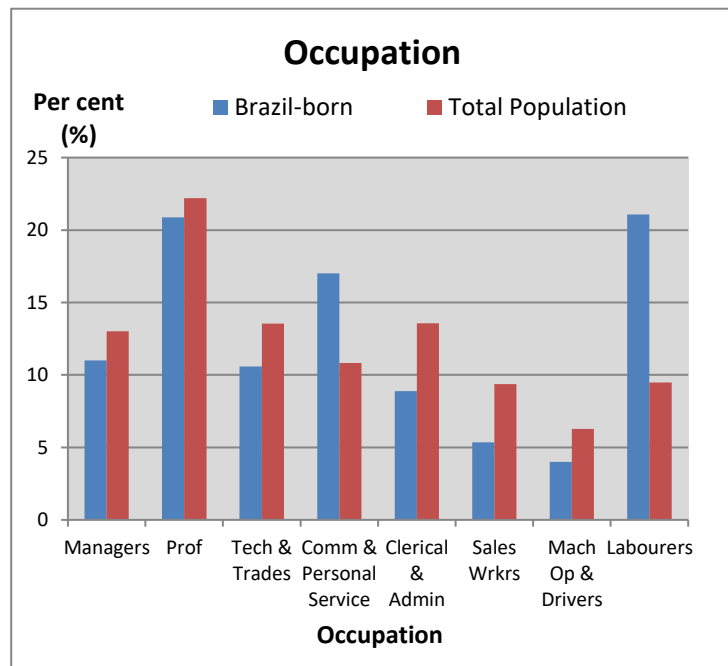


Employment

Among Brazil-born people aged 15 years and over, the participation rate in the labour force was 80.9 per cent and the unemployment rate was 9.1 per cent.

The corresponding rates in the total Australian population were 64.6 per cent and 6.9 per cent respectively.

Of the 19,363 Brazil-born who were employed, 42.5 per cent were employed in either a skilled managerial, professional or trade occupation. The corresponding rate in the total Australian population was 48.8 per cent.



Produced by the Australian Bureau of Statistics for the Department of Home Affairs

All data used in this summary is sourced from the Australian Bureau of Statistics Census of Population and Housing.