



Australian Government
Department of Home Affairs

FOR OFFICIAL USE ONLY

MEMORANDUM OF UNDERSTANDING

An arrangement between

Department of Home Affairs

(incorporating its operational arm, the Australian Border Force)

(Home Affairs) ABN 33 380 054 835

and

the Administrative Appeals Tribunal (AAT)

ABN 90 680 970 626

s. 22(1)(a)(ii)


FOR OFFICIAL USE ONLY

Released by Department of Home Affairs
under the Freedom of Information Act 1982

FOR OFFICIAL USE ONLY

TABLE OF CONTENTS

s. 22(1)(a)(ii)



7 EXCHANGE OF INFORMATION 4


s. 22(1)(a)(ii)

FOR OFFICIAL USE ONLY

Released by Department of Home Affairs
under the *Freedom of Information Act 1982*


FOR OFFICIAL USE ONLY

s. 22(1)(a)(ii)



- 7.7 At the conclusion of the review, the AAT will notify the Department of any review that a Tribunal member has identified for possible referral to the Minister for the Minister's consideration of the exercise of his or her public interest powers and any other cases of particular interest.

s. 22(1)(a)(ii)



Sections 351 & 417 - FY2019-20	Jul-19	Aug-19	Sep-19	Oct-19	Nov-19	Dec-19	Jan-20	Feb-20	Mar-20	Apr-20	May-20	Jun-20
AAT referral	10 (18 persons)	16 (41 persons)	14 (21 persons)	8 (23 persons)	16 (30 persons)	11 (28 persons)	9 (14 persons)	<5 (10 persons)	9 (20 persons)	<5 (9 persons)	8 (22 persons)	5 (9 persons)
MI Received	68 (111 persons)	58 (106 persons)	60 (89 persons)	51 (87 persons)	62 (110 persons)	72 (123 persons)	54 (92 persons)	57 (99 persons)	65 (103 persons)	71 (117 persons)	46 (63 persons)	68 (102 persons)
Total MI Requests	78 (129 persons)	74 (147 persons)	74 (110 persons)	59 (110 persons)	78 (140 persons)	83 (151 persons)	63 (106 persons)	60 (109 persons)	74 (123 persons)	74 (126 persons)	54 (85 persons)	73 (111 persons)
Minister Intervened	6 (15 persons)	<5 (6 persons)	12 (18 persons)	<5 (<5 persons)	<5 (6 persons)	11 (22 persons)	<5 (<5 persons)	14 (21 persons)	5 (9 persons)	Nil	9 (12 persons)	<5 (6 persons)

Sections 351 & 417 - FY2020-21	Jul-20	Aug-20	Sep-20	Oct-20
AAT referral	13 (21 persons)	12 (23 persons)	16 (30 persons)	16 (36 persons)
MI Received	78 (119 persons)	66 (103 persons)	63 (86 persons)	63 (102 persons)
Total MI Requests	91 (140 persons)	78 (126 persons)	79 (116 persons)	79 (138 persons)
Minister Intervened	<5 (7 persons)	Nil	<5 (<5 persons)	7 (19 persons)

*Data obtained from reports compiled by Public Information and Reporting Section

- With regards to Immigration data, the Department's current policy is to mask numbers which are less than five as <5, noting we are reviewing the confidentiality method for the future.