

Drugs off the Street

Drugs at the Border



13,487.84 kg

Total Weight
of major drugs and precursors at the border

YTD From January 2019



12,675

Total Number
of major drug and precursor detections

YTD From January 2019



Amphetamine type substances

1,318



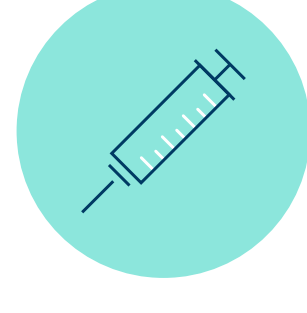
Cannabis

6,539




Cocaine

2,011



Heroin


142



MDMA

2,104

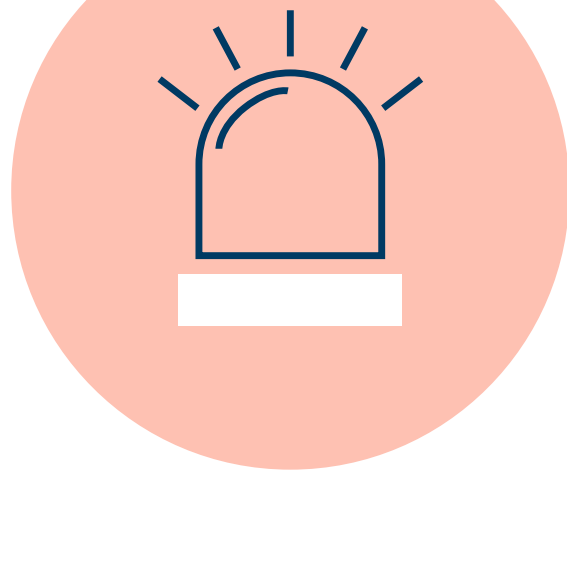
Domestic Seizures



2,189.78 kg

Total Weight
of domestic seizures


Year 2019-20 – to 30 September 2019



1413


Total Number
of domestic seizures

Year 2019-20 – to 30 September 2019




Amphetamine

27



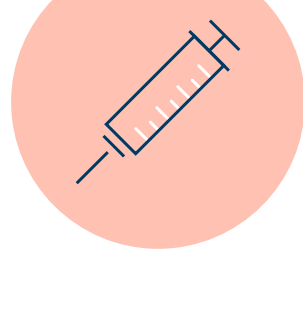
Cannabis

268



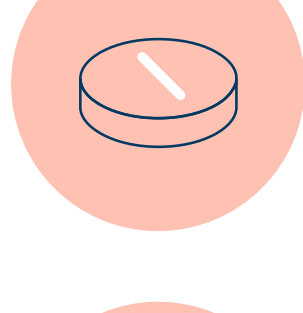
Cocaine

198



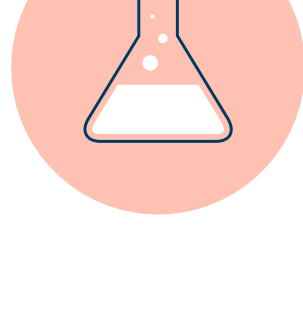
Heroin

42



MDMA

190



Meth-amphetamine

189

Cracking Down on Offenders



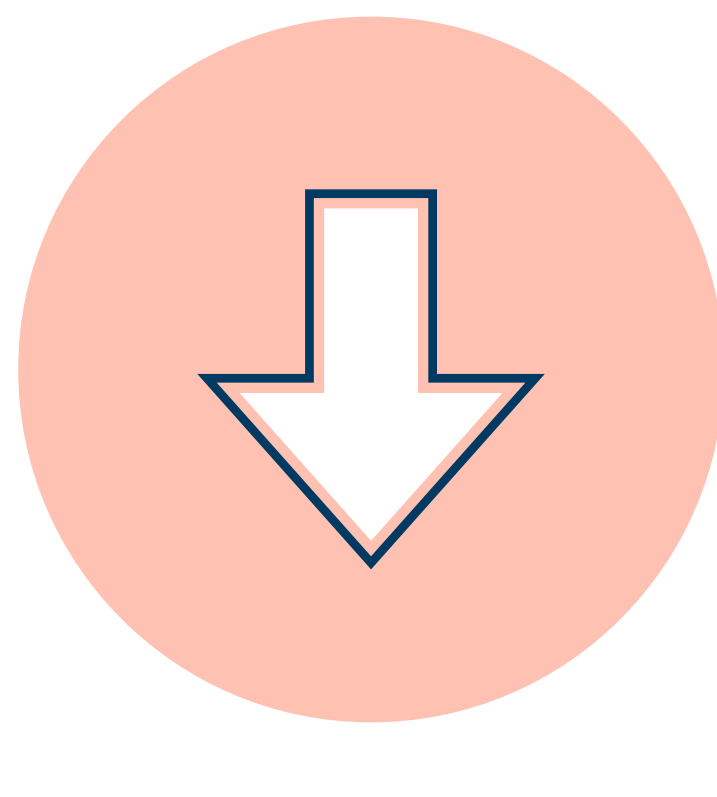
87

Number of persons **convicted** for Criminal Code (Cth) drug offences cumulative from 1 April 2019



325

Number of persons involving Criminal Code (Cth) drug offences **currently before the courts**



Number of **visa cancellations/refusals** resulting from drug offence as primary offending category since 11 December 2014

864

s501 cancellations

263

s501 refusals under the Migration Act 1958


Helping the Community



International Engagement

(led by the Minister for Foreign Affairs and Trade)

\$30 million to help our partners in the Mekong region combat transnational crime and strengthen security in our region.



Treatment Services Data


Provided by primary health networks under the National Ice Action Strategy

503 drug and alcohol treatment services delivered

Cracks in the Ice


cracksintheice.org.au

September 2019



14,787

Site Users




27,425

Page Views

Positive Choices


positivechoices.org.au

September 2019



43,738

Site Users



74,238

Page Views

Measuring Our Impact



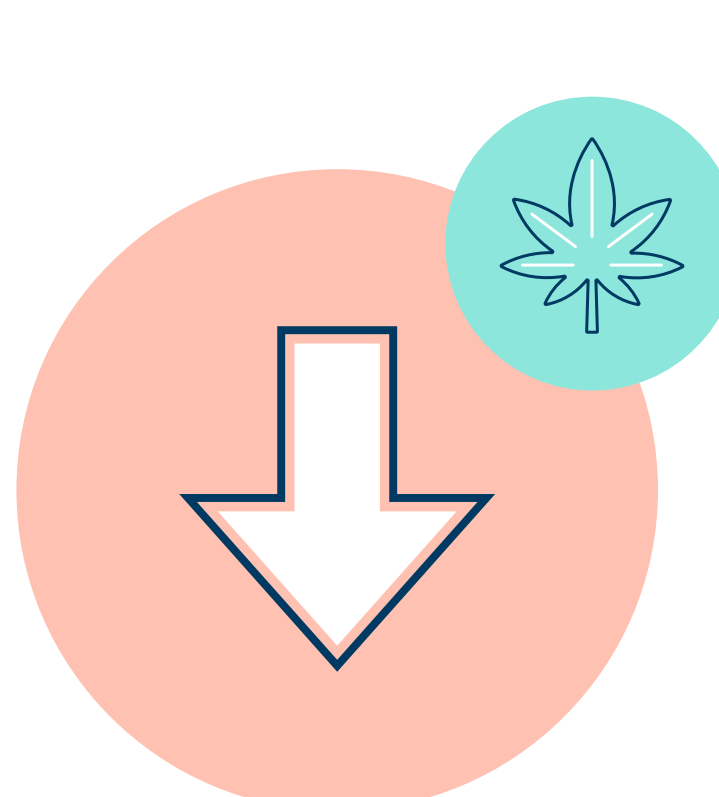
National Wastewater Drug Monitoring Program

Quarterly Stats

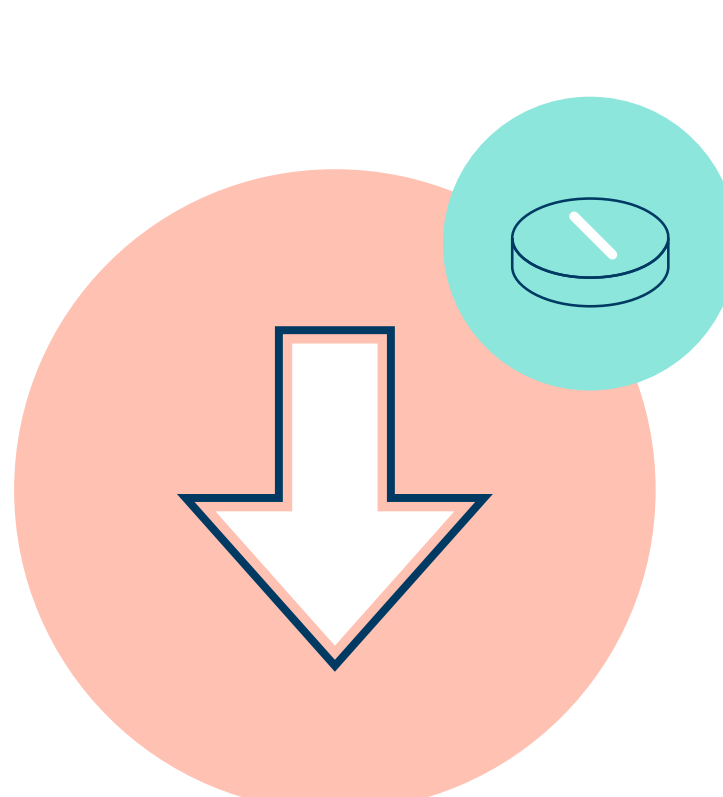
Eighth Report Statistics (August 2019)

Estimated national consumption

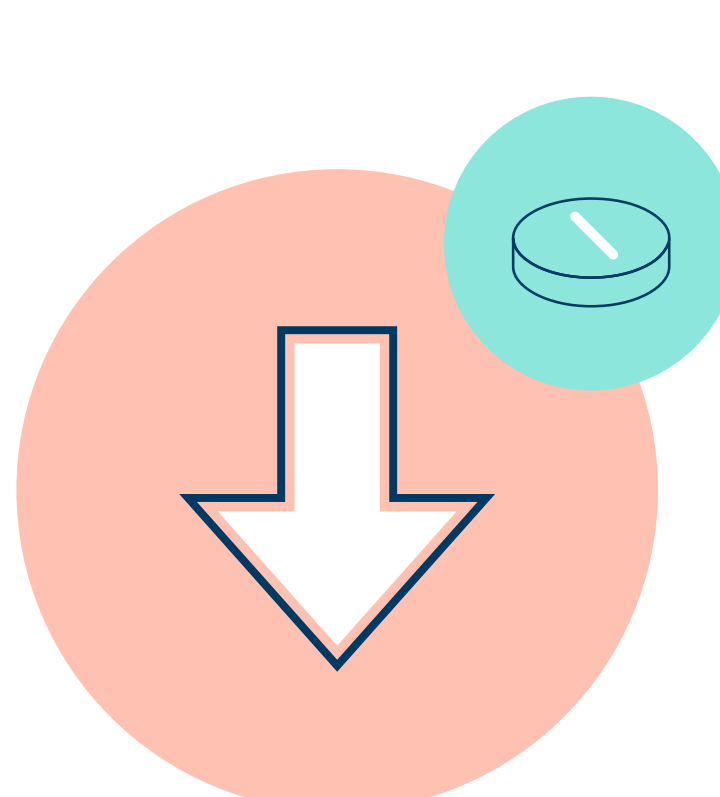
(data from December 2018 – April 2019)




Cannabis




Fentanyl



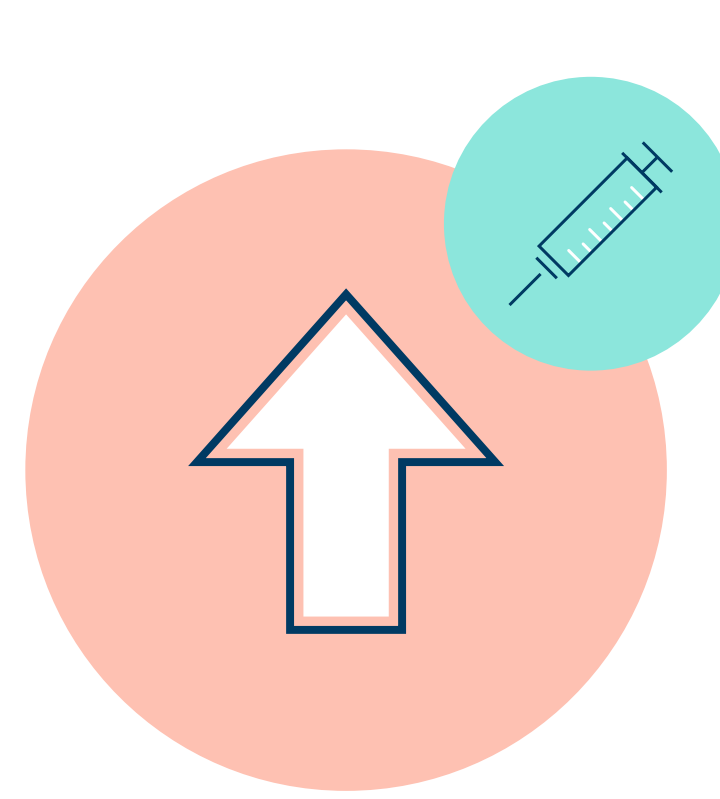
Oxycodone



Meth-amphetamine



Cocaine



Heroin