

Drugs off the Street

1 January - 31 October 2019

Drugs at the Border



15,091.07 kg

Total Weight


of major drugs and precursors at the border



14,442

Total Number

of major drug and precursor detections



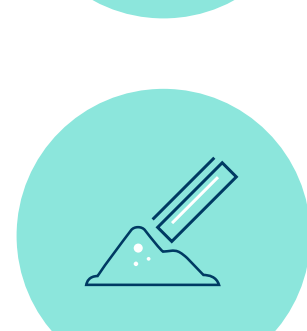
Amphetamine type substances

1,447



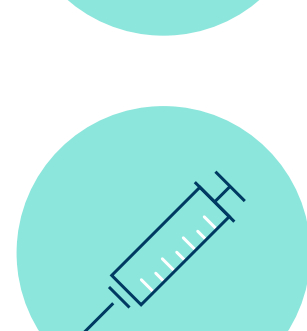
Cannabis

7,436



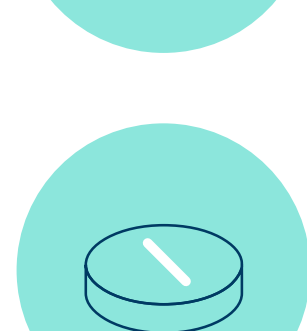
Cocaine

2,383



Heroin


170



MDMA

2,412


Domestic Seizures



3,345.52 kg

Total Weight

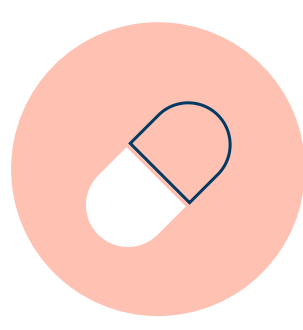
of domestic seizures



2,214

Total Number

of domestic seizures




Amphetamine

43



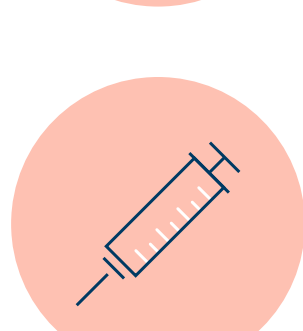
Cannabis

364



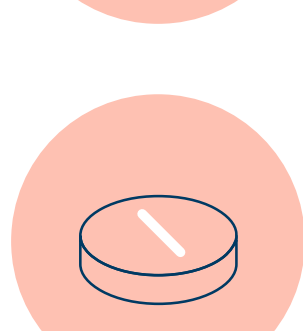
Cocaine

507



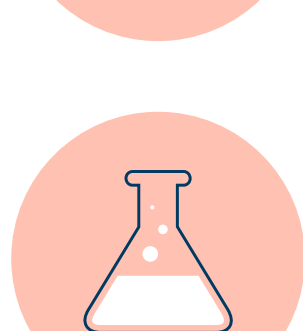
Heroin

54



MDMA

258



Meth-amphetamine

253

Cracking Down on Offenders



104

Number of persons **convicted** for Criminal Code (Cth) drug offences

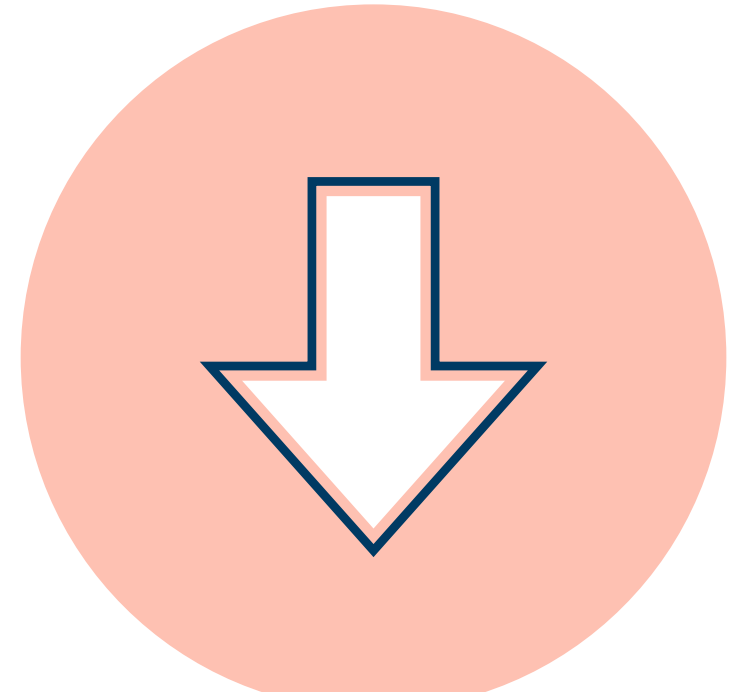
from 1 April - 31 October 2019



346

Number of persons involving Criminal Code (Cth) drug offences **currently**

before the courts



Number of **visa cancellations/refusals** resulting from drug offence as primary offending category

from 11 December 2014 - 31 October 2019

876

s501 cancellations

263

s501 refusals under the Migration Act 1958


Helping the Community



International Engagement

(led by the Minister for Foreign Affairs and Trade)

31 October 2019 - the United Nations Office on Drugs and Crime met with a range of Australian Government agencies on drugs.



Treatment Services Data

Provided by primary health networks under the National Ice Action Strategy

503 drug and alcohol treatment services delivered

as at 31 October 2019

Cracks in the Ice


cracksintheice.org.au

for October 2019



19,382

Site Users



37,269

Page Views

Positive Choices


positivechoices.org.au

for October 2019



43,769

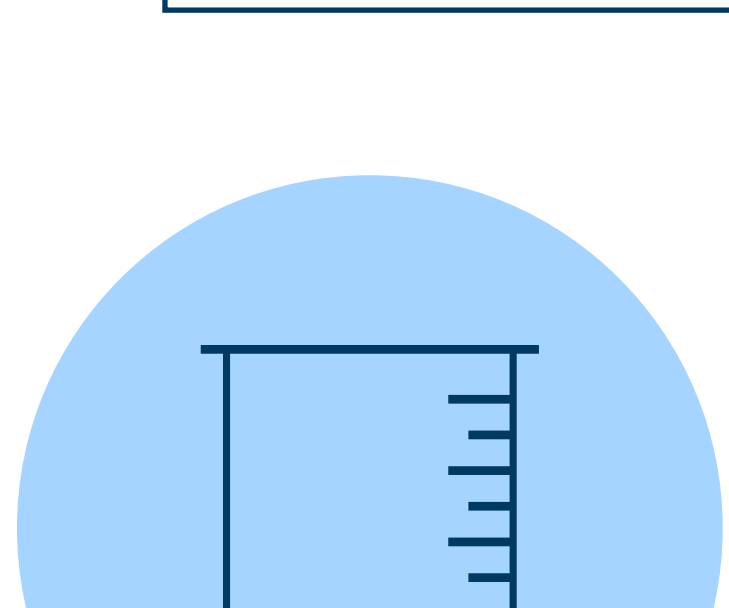
Site Users



82,619

Page Views

Measuring Our Impact



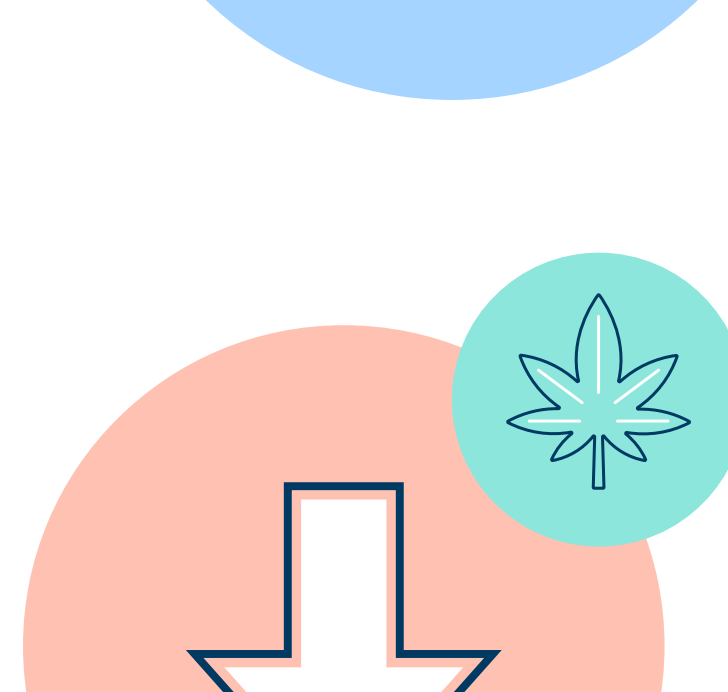
National Wastewater Drug Monitoring Program

Quarterly Stats

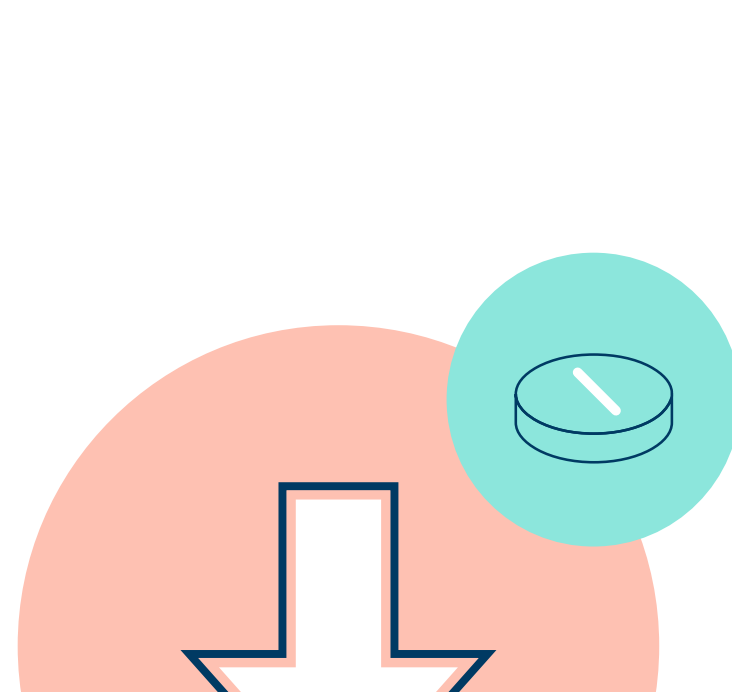
Eighth Report Statistics (August 2019)

Estimated national consumption

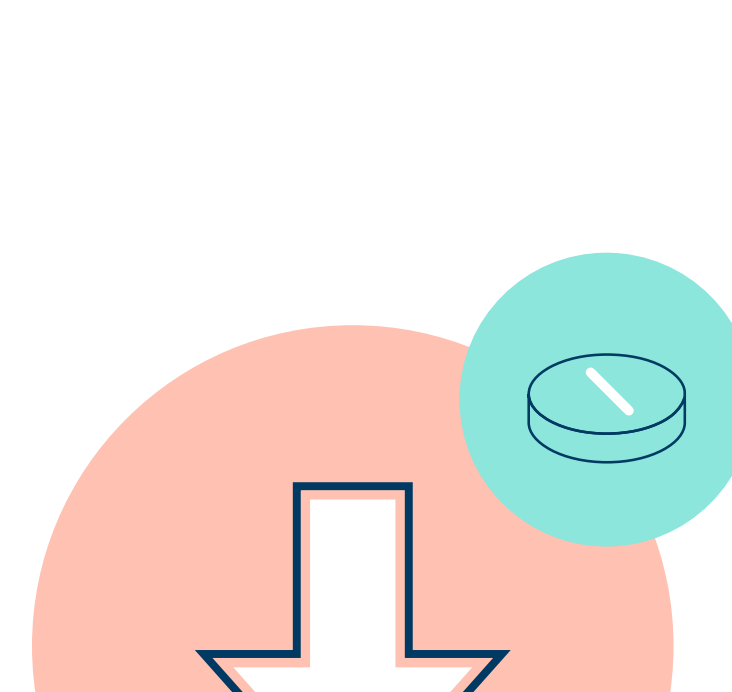
(data from December 2018 - April 2019)




Cannabis



Fentanyl



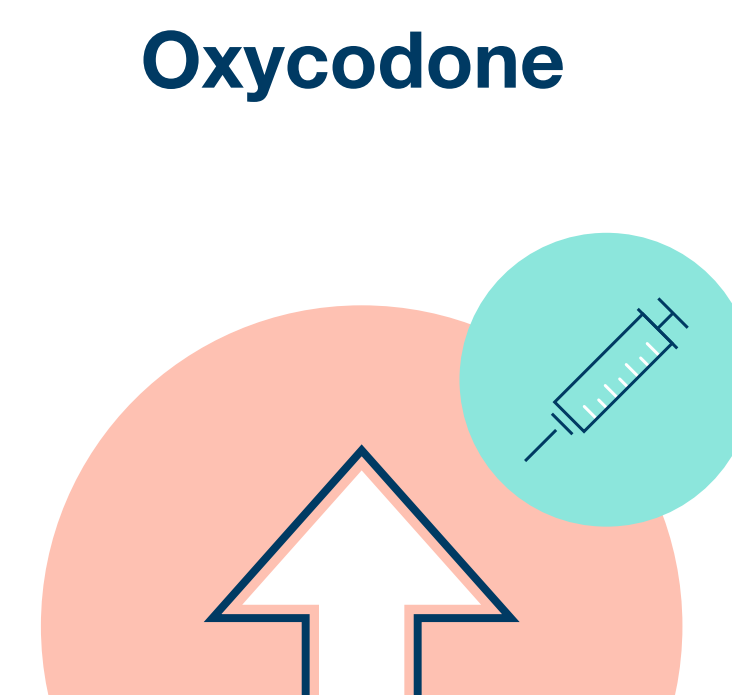
Oxycodone



Meth-amphetamine



Cocaine



Heroin