



Organising my health examinations upfront

Further information about organising your health examinations upfront, that is, before you have lodged a visa application, is available on the department's website at:

<https://www.homeaffairs.gov.au/Trav/Visa/Heal/Meeting-the-health-requirement/Arranging-a-health-examination>

My Health Declarations

The first step to organising your health examinations upfront is completing your My Health Declarations form online.

There is a separate tip sheet available on the department's website titled *Completing the My Health Declarations form* that will assist you with using the My Health Declarations service from start to finish.

Once you have successfully submitted your My Health Declarations form, clicking the **Health assessment** link will display what health examinations (if any) are required for each family member, that is each person included on the My Health Declarations form.

The screenshot shows the 'Online Lodgement' page for the Australian Government Department of Home Affairs. The page title is 'Online Lodgement' and the reference number is 'EGNN87L2WZ'. The 'Health assessment' section for 'Jones Tomes (09 Apr 1998)' displays 'No examinations required'. A red box highlights the 'Health assessment' link in the left-hand menu.

No examinations required

If health examinations are **not required** for each family member, then you have successfully completed using the My Health Declaration service and should lodge your visa application (without completing any health examinations).

The screenshot shows the 'Online Lodgement' page for the Australian Government Department of Home Affairs. The page title is 'Online Lodgement' and the reference number is 'EGNN8/L2WZ'. The 'Health assessment' section for 'Jones Tomes (09 Apr 1998)' displays 'No examinations required', which is highlighted with a red box.

Note: You may still need to complete health examinations after you have lodged a visa application if your personal circumstances have changed or if you previously provided incorrect information on your My Health Declarations form.

Health examinations required

If health examinations are required, the **Organise health examinations** link will appear.

My Health Declarations Reference Number: EGNN86RAKC

Menu

- Application home
- Actions
- Health assessment**

Health assessment

- Jones Tom (05 Apr 1997)
Examinations required

This person is required to complete health examinations for their proposed visa application. Click on the link below to organise these health examinations.

[Organise health examinations.](#)

Note: The department will not provide this person with advice regarding health examination results until they have lodged a visa application.

+ Jones Julia (04 Apr 1998)
Examinations required

Organise your health examinations

1. Click the **Organise health examinations** link after successfully completing your My Health Declarations form.
2. The eMedical client will open in a new window.
3. If you are required to complete a **501 Medical Examination**: You will be asked to record your **medical history** by answering the questions that appear on the screen.

eMedical

Record medical history

Answer 'No' to all | Print medical history

History or informed of

1. Have you ever been diagnosed with Tuberculosis (TB)? Have you ever had to take treatment for Tuberculosis (TB)? Not selected Yes No
2. Have you ever been in close contact at work or at home with a person known to have Tuberculosis (TB)? Not selected Yes No
3. Have you ever been admitted to hospital and/or received medical treatment for an extended period for any reason (including for a major operation or treatment of a psychiatric illness)? Not selected Yes No
4. Do you suffer, or have you ever suffered, from mental health problems? Not selected Yes No
5. Have you ever been told you are HIV positive? Not selected Yes No
6. Have you ever had a positive Hepatitis B or Hepatitis C blood test? Not selected Yes No
7. Do you have or have you had cancer in the last 5 years? Not selected Yes No
8. Do you have high blood sugar / diabetes? Not selected Yes No
9. Do you have heart problems, including high blood pressure or a heart condition that you were born with? Not selected Yes No
10. Do you have a blood condition? Not selected Yes No
11. Do you have bladder or kidney problems? Not selected Yes No
12. Do you have a physical or intellectual disability that makes it difficult for you to function independently (for example, to move around or learn) or be able to work full-time? Not selected Yes No
13. Are you, or have you ever been, addicted to drugs or alcohol? Not selected Yes No
14. Are you taking any prescribed pills or medication (excluding oral contraceptives, over-the counter medication and natural supplements)? If yes, please list these. Not selected Yes No

Client declaration

I confirm that I have read and understood the eMedical Client Declaration and consent to my medical information being submitted electronically to the Department.
[View client declaration](#)

Save | Submit

4. Click the **View client declaration** link at the bottom of the screen to read the **Client declaration**. Then click on the button to close the window.


Note: All clients must do this, regardless of what health examinations they are required to complete.

5. Tick the **Client declaration** check box to indicate that you have read and understood the client declaration and consent to your medical information being submitted electronically to the Department.

Client declaration

* I confirm that I have read and understood the eMedical Client Declaration and consent to my medical information being submitted electronically to the Department.
[View client declaration](#)


6. Click the **Submit** button.
7. The **Generate Referral Letter** screen will appear. Click on the **Print Referral Letter** button to view your referral. Your referral letter will open as a PDF in a new window that you can print.




Generate Referral Letter


<p>Client personal details</p> <p>Family name: JONES Given name(s): Tom Gender: MALE Date of birth: 05 Apr 1997 Country of birth: UNITED KINGDOM</p> <p>Client visa details</p> <p>Visa: 676 - Tourist (Temporary) HAP ID: 202880</p>	<p>Client identity details</p> <table border="0" style="width: 100%;"> <tr> <td>Identity document presented</td> <td>Original Passport</td> </tr> <tr> <td>Identity Document Number</td> <td>TRG12341234</td> </tr> <tr> <td>Issuing country</td> <td>UNITED KINGDOM - BRITISH CITIZEN</td> </tr> <tr> <td>Date of issue</td> <td>05 Apr 2018</td> </tr> <tr> <td>Date of expiry</td> <td>05 Apr 2028</td> </tr> <tr> <td>Source</td> <td>Australia</td> </tr> </table>	Identity document presented	Original Passport	Identity Document Number	TRG12341234	Issuing country	UNITED KINGDOM - BRITISH CITIZEN	Date of issue	05 Apr 2018	Date of expiry	05 Apr 2028	Source	Australia
Identity document presented	Original Passport												
Identity Document Number	TRG12341234												
Issuing country	UNITED KINGDOM - BRITISH CITIZEN												
Date of issue	05 Apr 2018												
Date of expiry	05 Apr 2028												
Source	Australia												

Press the 'Print Referral Letter' button to retrieve your referral letter for the examination(s) you must complete as part of your visa application. You must take this letter with you to your examination. For a list of approved medical practitioners near you refer to the department's website: <http://www.border.gov.au/about/contact/offices-locations/panel-physicians>





No Photo available



HAP202880

Referral letter

Visit date: -

<p>Client personal details</p> <p>Family name: JONES Given names: Tom Gender: MALE Date of birth: 05 Apr 1997 Country of birth: UNITED KINGDOM</p>	<p>Client identity details</p> <table border="0" style="width: 100%;"> <tr> <td>Identity document presented:</td> <td>Original Passport</td> </tr> <tr> <td>Identity document number:</td> <td>TRG12341234</td> </tr> <tr> <td>Issuing country:</td> <td>UNITED KINGDOM - BRITISH CITIZEN</td> </tr> <tr> <td>Date of issue:</td> <td>05 Apr 2018</td> </tr> <tr> <td>Date of expiry:</td> <td>05 Apr 2028</td> </tr> <tr> <td>Source:</td> <td>Australia</td> </tr> </table>	Identity document presented:	Original Passport	Identity document number:	TRG12341234	Issuing country:	UNITED KINGDOM - BRITISH CITIZEN	Date of issue:	05 Apr 2018	Date of expiry:	05 Apr 2028	Source:	Australia
Identity document presented:	Original Passport												
Identity document number:	TRG12341234												
Issuing country:	UNITED KINGDOM - BRITISH CITIZEN												
Date of issue:	05 Apr 2018												
Date of expiry:	05 Apr 2028												
Source:	Australia												

Client visa details

Visa: 676 Tourist (Temporary)

Instructions to the client

Please proceed to make an appointment to undergo the required immigration health examinations listed in this letter with an approved panel physician if you are outside AUSTRALIA or the Department of Immigration and Border Protection (DIBP)'s migration medical service provider if you are in Australia. You may also subsequently be referred to a specialist for additional health examinations. Specific requirements for arranging your health examination are explained on DIBP's

Note: Your referral letter will have your HAP ID on it. Please provide your HAP ID when communicating with panel physicians and/or the department in relation to your health examinations.

If you are completing your health examinations upfront, your health examinations must be completed electronically in a system called eMedical.

8. For a list of eMedical enabled panel physician clinics go to the panel physician list on the department's website at:

<https://www.homeaffairs.gov.au/about/contact/offices-locations/panel-physicians>

9. An eMedical logo will appear next to any eMedical enabled clinics where you can complete your health examinations electronically.

10. Contact the clinic you wish to attend to make an appointment to complete your health examinations. **Do not forget to provide them with the HAP ID that appears at the top of your eMedical referral letter under the bard code.**

11. Make sure you take your eMedical referral letter to your appointment, as well as any other items outlined under the **Instructions to the client** section at the top of your referral letter.

If you need further information regarding arranging your health examinations see:

<https://www.homeaffairs.gov.au/Trav/Visa/Heal/Meeting-the-health-requirement/Arranging-a-health-examination>